





# Match Report

Major League Soccer - Regular Season | 2026 | Matchday 10 | Saturday 25.04.2026, 19:30

Nu Stadium

|   |       |   |
|---|-------|---|
|  | 1   1 |  |
| <b>Inter Miami CF</b>   |       | <b>New England Revolution</b>   |

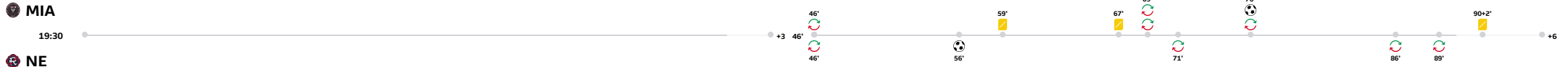




# Match Overview

Major League Soccer - Regular Season | 2026 | Matchday 10 | Inter Miami CF - New England Revolution 1:1

## Actions



## Lineups & Team Stats

- 97 D. St. Clair
- 16 Micael **90'+2**
- 2 G. Luján **69'**
- 37 M. Falcón
- 32 N. Allen **46'**
- 41 D. Ruíz **67'** **69'**
- 7 R. De Paul
- 4 F. Mura **76'**
- 19 G. Berterame **76'**
- 10 L. Messi
- 9 L. Suárez
- 34 R. Ríos Novo
- 17 I. Fray **69'**
- 20 S. Morales
- 21 T. Allende **46'** **59'**
- 56 D. Pinter
- 59 P. Plambeck **69'**
- 70 D. Sumalla
- 76 C. Abadia-Reda **76'**
- 88 A. Shaw

|                      | Inter Miami CF               | New England Revolution |
|----------------------|------------------------------|------------------------|
| Goals                | 1                            | 1                      |
| xGoals               | 2.3                          | 1.55                   |
| Shots                | 18                           | 16                     |
| Possession (%)       | 63                           | 37                     |
| Passes & Crosses     | 694                          | 315                    |
| Passing accuracy (%) | 90                           | 85                     |
| Corners              | 7                            | 1                      |
| Fouls                | 14                           | 7                      |
| Distance Covered     | 110.6                        | 112.4                  |
| High-Intensity Runs  | 395                          | 330                    |
| Referee              | Rubiel Vazquez               | Lukasz Szpala          |
| Assistants           | Nick Uranga<br>Jose Da Silva | Marcos de Oliveira     |
| 4th Official         |                              |                        |
| Video Assistant      |                              |                        |































- M. Turner 30
- W. Sands 23
- E. Kohler 22
- M. Fofana 2
- 46'** I. Feingold 12
- B. Raines 21
- 56'** C. Gil 10
- 89'** A. Yusuf 80
- 71'** G. Yow 7
- P. Miller 25
- 86'** D. Turgeman 11
- D. Parisian 33
- 86'** T. Beason 4
- 71'** J. Yueill 14
- M. Zambrano 17
- C. Oliveira 35
- E. Klein 38
- 46'** L. Langoni 41
- 89'** D. Fagúndez 77
- A. Farrell 88



# Team Home:Events



## Stats

|                              | 1st Half | 2nd Half | 90min Average | Full Match | ∅ Season | ∅ League | Top Player |   |    |   |    |  |    |
|------------------------------|----------|----------|---------------|------------|----------|----------|------------|---|----|---|----|--|----|
| Goals                        | 1        |          |               | 1          | 1.7      | 1.4      | 1.         |  G. Berterame<br><b>1</b>      |    |   |    |  |    |
| Shots                        | 9        | 9        |               | 18         | 13.7     | 11.5     | 1.         |  L. Messi<br><b>6</b>          | 2. |  G. Berterame<br><b>4</b>    | 3. |  L. Suárez<br><b>2</b>      | +1 |
| Expected Goals               | 0.94     | 1.35     |               | 2.3        | 1.64     | 1.47     | 1.         |  G. Berterame<br><b>0.67</b>   | 2. |  I. Fray<br><b>0.57</b>      | 3. |  L. Messi<br><b>0.36</b>    |    |
| Shots at goal within the box | 6        | 5        |               | 11         | 8.7      | 7.7      | 1.         |  G. Berterame<br><b>4</b>      | 2. |  L. Suárez<br><b>2</b>       |    |  T. Allende<br><b>2</b>     |    |
| Sitters                      |          | 1        |               | 1          | 0.7      | 0.8      | 1.         |  G. Berterame<br><b>1</b>      |    |   |    |  |    |
| Ballpossession phases        | 422      | 395      |               | 818        | 639.6    | 556.7    | 1.         |  R. De Paul<br><b>140</b>      | 2. |  Micael<br><b>108</b>        | 3. |  L. Messi<br><b>96</b>      |    |
| Passes                       | 348      | 323      |               | 672        | 493.3    | 406      | 1.         |  R. De Paul<br><b>127</b>      | 2. |  Micael<br><b>98</b>         | 3. |  L. Messi<br><b>83</b>      |    |
| Passing accuracy %           | 93       | 88       |               | 90         | 87.9     | 84.9     | 1.         |  C. Abadia-Reda<br><b>100</b> |    |  G. Berterame<br><b>100</b> | 3. |  G. Luján<br><b>96</b>     |    |
| Crosses                      | 5        | 8        |               | 13         | 6.5      | 6.3      | 1.         |  I. Fray<br><b>4</b>         | 2. |  N. Allen<br><b>3</b>      | 3. |  R. De Paul<br><b>2</b>   | +1 |
| Clearances                   | 1        |          |               | 1          | 3.1      | 6.3      | 1.         |  F. Mura<br><b>1</b>         |    |   |    |  |    |
| Aerial duels won             | 0        | 0        |               | 0          | 8.3      | 9.7      |            |   |    |   |    |  |    |
| Fouls committed              | 7        | 7        |               | 14         | 11.4     | 11       | 1.         |  D. Ruíz<br><b>4</b>         | 2. |  Micael<br><b>2</b>        |    |  G. Berterame<br><b>2</b> | +1 |
| Fouls suffered               | 5        | 2        |               | 7          | 10.7     | 10.5     | 1.         |  R. De Paul<br><b>2</b>      | 2. |  Micael<br><b>1</b>        |    |  G. Berterame<br><b>1</b> | +3 |



### Dayne St. Clair (#97, GK)

|                       | 1st Half | 2nd Half | Full Match | ∅ Season |               | █ Above season average | █ Below season average |                   |
|-----------------------|----------|----------|------------|----------|---------------|------------------------|------------------------|-------------------|
| Playing time          | 47:10    | 49:39    | 96:50      | 99:59    | 96:50         |                        |                        | 105:11<br>ORL MD2 |
| Goals                 | 0        | 0        | 0          | 0        | 0             |                        |                        | 0                 |
| Expected Goals        | 0        | 0        | 0          | 0        | 0             |                        |                        | 0                 |
| Shots                 | 0        | 0        | 0          | 0        | 0             |                        |                        | 0                 |
| Ballpossession phases | 15       | 17       | 32         | 37.5     | 32            |                        |                        | 53<br>COL MD8     |
| Passes                | 10       | 5        | 15         | 26.3     | 15            |                        |                        | 39<br>RBNY MD7    |
| Passing accuracy %    | 100      | 80       | 93         | 86       | 53<br>COL MD8 |                        |                        | 96<br>NYC MD5     |
| Crosses               | 0        | 0        | 0          | 0        | 0             |                        |                        | 0                 |
| Clearances            | 0        | 0        | 0          | 0        | 0             |                        |                        | 0                 |
| Aerial duels won      | 0        | 0        | 0          | 0        | 0             |                        |                        | 0                 |
| Fouls committed       | 0        | 0        | 0          | 0        | 0             |                        |                        | 0                 |
| Fouls suffered        | 0        | 0        | 0          | 0        | 0             |                        |                        | 0                 |



### Micael (#16, LCB)

|                              | 1st Half | 2nd Half | Full Match | ∅ Season |               | █ Above season average | █ Below season average |                   |
|------------------------------|----------|----------|------------|----------|---------------|------------------------|------------------------|-------------------|
| <b>Playing time</b>          | 47:10    | 49:39    | 96:50      | 99:59    | 96:50         |                        |                        | 105:11<br>ORL MD2 |
| <b>Goals</b>                 | 0        | 0        | 0          | 0.1      | 0             |                        |                        | 1<br>NYC MD5      |
| <b>Expected Goals</b>        | 0        | 0        | 0          | 0.05     | 0             |                        |                        | 0.21<br>RBNY MD7  |
| <b>Shots</b>                 | 0        | 0        | 0          | 0.6      | 0             |                        |                        | 2<br>RBNY MD7     |
| <b>Ballpossession phases</b> | 54       | 54       | 108        | 79.2     | 38<br>COL MD8 |                        |                        | 129<br>DC MD3     |
| <b>Passes</b>                | 50       | 46       | 96         | 67.7     | 27<br>COL MD8 |                        |                        | 111<br>DC MD3     |
| <b>Passing accuracy %</b>    | 96       | 96       | 96         | 93       | 87<br>ORL MD2 |                        |                        | 98<br>LAFC MD1    |
| <b>Crosses</b>               | 0        | 0        | 0          | 0        | 0             |                        |                        | 0                 |
| <b>Clearances</b>            | 0        | 0        | 0          | 0.5      | 0             |                        |                        | 2<br>NYC MD5      |
| <b>Aerial duels won</b>      | 0        | 0        | 0          | 1.7      | 0             |                        |                        | 5<br>ORL MD2      |
| <b>Fouls committed</b>       | 1        | 1        | 2          | 1.1      | 0<br>ATX MD6  |                        |                        | 3<br>COL MD8      |
| <b>Fouls suffered</b>        | 0        | 1        | 1          | 0.5      | 0<br>COL MD8  |                        |                        | 2<br>RSL MD9      |



### Gonzalo Luján (#2, RCB)

|                              | 1st Half | 2nd Half | Full Match | ∅ Season |                        | █ Above season average | █ Below season average |                          |
|------------------------------|----------|----------|------------|----------|------------------------|------------------------|------------------------|--------------------------|
| <b>Playing time</b>          | 47:10    | 23:45    | 70:56      | 60:30    | <b>08:43</b><br>DC MD3 |                        |                        | <b>103:20</b><br>CLT MD4 |
| <b>Goals</b>                 | 0        | 0        | <b>0</b>   | 0.2      | <b>0</b>               |                        |                        | <b>1</b><br>NYC MD5      |
| <b>Expected Goals</b>        | 0        | 0        | <b>0</b>   | 0.06     | <b>0</b>               |                        |                        | <b>0.17</b><br>NYC MD5   |
| <b>Shots</b>                 | 0        | 0        | <b>0</b>   | 0.5      | <b>0</b>               |                        |                        | <b>1</b><br>RSL MD9      |
| <b>Ballpossession phases</b> | 42       | 13       | 55         | 69.3     | <b>0</b><br>DC MD3     |                        |                        | <b>102</b><br>NYC MD5    |
| <b>Passes</b>                | 40       | 12       | 52         | 54       | <b>0</b><br>DC MD3     |                        |                        | <b>84</b><br>NYC MD5     |
| <b>Passing accuracy %</b>    | 98       | 92       | 96         | 88       | <b>0</b><br>DC MD3     |                        |                        | <b>100</b><br>COL MD8    |
| <b>Crosses</b>               | 0        | 0        | <b>0</b>   | 0.2      | <b>0</b>               |                        |                        | <b>1</b><br>COL MD8      |
| <b>Clearances</b>            | 0        | 0        | <b>0</b>   | 1        | <b>0</b>               |                        |                        | <b>6</b><br>CLT MD3      |
| <b>Aerial duels won</b>      | 0        | 0        | <b>0</b>   | 1.5      | <b>0</b>               |                        |                        | <b>7</b><br>ATX MD6      |
| <b>Fouls committed</b>       | 0        | 0        | <b>0</b>   | 1        | <b>0</b>               |                        |                        | <b>3</b><br>CHI MD8      |
| <b>Fouls suffered</b>        | 1        | 0        | 1          | 1        | <b>0</b><br>RBNY MD7   |                        |                        | <b>2</b><br>CLT MD4      |



### Maximiliano Falcón (#37, CB)

|                              | 1st Half | 2nd Half | Full Match | ∅ Season |                         | █ Above season average | █ Below season average |                          |
|------------------------------|----------|----------|------------|----------|-------------------------|------------------------|------------------------|--------------------------|
| <b>Playing time</b>          | 47:10    | 49:39    | 96:50      | 100:16   | <b>18:50</b><br>CLB MD9 |                        |                        | <b>105:11</b><br>ORL MD2 |
| <b>Goals</b>                 | 0        | 0        | 0          | 0        | <b>0</b>                |                        |                        | <b>0</b>                 |
| <b>Expected Goals</b>        | 0        | 0        | <b>0</b>   | 0.09     | <b>0</b>                |                        |                        | <b>0.66</b><br>ATX MD6   |
| <b>Shots</b>                 | 0        | 0        | <b>0</b>   | 0.4      | <b>0</b>                |                        |                        | <b>3</b><br>ATX MD6      |
| <b>Ballpossession phases</b> | 43       | 27       | 70         | 68.8     | <b>13</b><br>CLB MD9    |                        |                        | <b>109</b><br>LAFC MD1   |
| <b>Passes</b>                | 38       | 23       | 61         | 58.8     | <b>10</b><br>CLB MD9    |                        |                        | <b>96</b><br>LAFC MD1    |
| <b>Passing accuracy %</b>    | 95       | 96       | 95         | 93       | <b>70</b><br>CLB MD9    |                        |                        | <b>96</b><br>ORL MD2     |
| <b>Crosses</b>               | 0        | 0        | 0          | 0        | <b>0</b>                |                        |                        | <b>0</b>                 |
| <b>Clearances</b>            | 0        | 0        | <b>0</b>   | 0.2      | <b>0</b>                |                        |                        | <b>1</b><br>ATX MD6      |
| <b>Aerial duels won</b>      | 0        | 0        | <b>0</b>   | 1.2      | <b>0</b>                |                        |                        | <b>6</b><br>ATX MD6      |
| <b>Fouls committed</b>       | 0        | 2        | 2          | 0.8      | <b>0</b><br>RSL MD9     |                        |                        | <b>3</b><br>ATX MD6      |
| <b>Fouls suffered</b>        | 0        | 0        | <b>0</b>   | 1        | <b>0</b>                |                        |                        | <b>3</b><br>DC MD3       |



# Noah Allen (#32, LM)

|                              | 1st Half | 2nd Half | Full Match | ∅ Season |                         | <span style="color: #e91e63;">■</span> Above season average <span style="color: #212121;">■</span> Below season average |                          |
|------------------------------|----------|----------|------------|----------|-------------------------|---|--------------------------|
| <b>Playing time</b>          | 47:10    | 00:00    | 47:10      | 73:37    | <b>13:09</b><br>PHI MD6 | <div style="width: 47:10; height: 10px; background-color: #212121;"></div>  | <b>113:00</b><br>NYC MD1 |
| <b>Goals</b>                 | 0        | 0        | 0          | 0        | <b>0</b>                | <div style="width: 0%; height: 10px; background-color: #e91e63;"></div>   | <b>0</b>                 |
| <b>Expected Goals</b>        | 0        | 0        | <b>0</b>   | 0        | <b>0</b>                | <div style="width: 0%; height: 10px; background-color: #e91e63;"></div>   | <b>0.12</b><br>MTL MD4   |
| <b>Shots</b>                 | 0        | 0        | <b>0</b>   | 0.1      | <b>0</b>                | <div style="width: 0%; height: 10px; background-color: #e91e63;"></div>   | <b>1</b><br>LAFC MD1     |
| <b>Ballpossession phases</b> | 44       | 0        | 44         | 70.1     | <b>4</b><br>PHI MD6     | <div style="width: 44; height: 10px; background-color: #212121;"></div>   | <b>108</b><br>RBNY MD6   |
| <b>Passes</b>                | 33       | 0        | 33         | 50.9     | <b>3</b><br>PHI MD6     | <div style="width: 33; height: 10px; background-color: #212121;"></div>   | <b>100</b><br>RBNY MD6   |
| <b>Passing accuracy %</b>    | 82       | 0        | 82         | 89       | <b>50</b><br>COL MD8    | <div style="width: 82; height: 10px; background-color: #212121;"></div>   | <b>100</b><br>PHI MD6    |
| <b>Crosses</b>               | 3        | 0        | <b>3</b>   | 0.8      | <b>0</b><br>COL MD8     | <div style="width: 0%; height: 10px; background-color: #e91e63;"></div>   | <b>3</b>                 |
| <b>Clearances</b>            | 0        | 0        | <b>0</b>   | 0.4      | <b>0</b>                | <div style="width: 0%; height: 10px; background-color: #e91e63;"></div>   | <b>1</b><br>RSL MD9      |
| <b>Aerial duels won</b>      | 0        | 0        | <b>0</b>   | 0.8      | <b>0</b>                | <div style="width: 0%; height: 10px; background-color: #e91e63;"></div>   | <b>2</b><br>ATX MD6      |
| <b>Fouls committed</b>       | 1        | 0        | 1          | 0.7      | <b>0</b><br>COL MD8     | <div style="width: 1; height: 10px; background-color: #e91e63;"></div>  | <b>2</b><br>LAFC MD1     |
| <b>Fouls suffered</b>        | 0        | 0        | <b>0</b>   | 0.4      | <b>0</b>                | <div style="width: 0%; height: 10px; background-color: #e91e63;"></div>   | <b>4</b><br>RBNY MD6     |



### David Ruíz (#41, LDM)

|                              | 1st Half | 2nd Half | Full Match | ∅ Season |                         | █ Above season average | █ Below season average |                          |
|------------------------------|----------|----------|------------|----------|-------------------------|------------------------|------------------------|--------------------------|
| <b>Playing time</b>          | 47:10    | 23:48    | 70:58      | 55:15    | <b>15:06</b><br>CHI MD5 |                        |                        | <b>105:14</b><br>SKC MD9 |
| <b>Goals</b>                 | 0        | 0        | 0          | 0        | <b>0</b>                |                        |                        | <b>0</b>                 |
| <b>Expected Goals</b>        | 0        | 0        | <b>0</b>   | 0.1      | <b>0</b>                |                        |                        | <b>0.33</b><br>HOU MD2   |
| <b>Shots</b>                 | 0        | 0        | <b>0</b>   | 0.5      | <b>0</b>                |                        |                        | <b>2</b><br>NYC MD7      |
| <b>Ballpossession phases</b> | 38       | 18       | 56         | 57.6     | <b>8</b><br>HOU MD2     |                        |                        | <b>80</b><br>MTL MD4     |
| <b>Passes</b>                | 34       | 16       | <b>50</b>  | 47.2     | <b>5</b><br>CLT MD3     |                        |                        | <b>50</b>                |
| <b>Passing accuracy %</b>    | 94       | 81       | 90         | 89       | <b>40</b><br>CLT MD3    |                        |                        | <b>100</b><br>NYC MD5    |
| <b>Crosses</b>               | 0        | 0        | <b>0</b>   | 1.1      | <b>0</b>                |                        |                        | <b>3</b><br>MTL MD4      |
| <b>Clearances</b>            | 0        | 0        | <b>0</b>   | 0.5      | <b>0</b>                |                        |                        | <b>1</b><br>NYC MD5      |
| <b>Aerial duels won</b>      | 0        | 0        | <b>0</b>   | 0        | <b>0</b>                |                        |                        | <b>1</b><br>COL MD8      |
| <b>Fouls committed</b>       | 3        | 1        | <b>4</b>   | 4.3      | <b>0</b><br>CLT MD3     |                        |                        | <b>4</b>                 |
| <b>Fouls suffered</b>        | 0        | 0        | <b>0</b>   | 0.5      | <b>0</b>                |                        |                        | <b>3</b><br>MTL MD4      |



# Rodrigo De Paul (#7, RDM)

|                              | 1st Half | 2nd Half | Full Match | ∅ Season |       | █ Above season average | █ Below season average |                   |   |
|------------------------------|----------|----------|------------|----------|-------|------------------------|------------------------|-------------------|---|
| <b>Playing time</b>          | 47:10    | 49:39    | 96:50      | 100:16   | 96:50 |                        |                        | 105:11<br>ORL MD2 |   |
| <b>Goals</b>                 | 0        | 0        | 0          | 0.2      | 0     |                        |                        | 1<br>RSL MD9      |   |
| <b>Expected Goals</b>        | 0.01     | 0        | 0.01       | 0.13     | 0     | COL MD8                | 0.01                   | 0.55<br>DC MD3    |   |
| <b>Shots</b>                 | 1        | 0        | 1          | 1.5      | 0     | COL MD8                | 1                      | 4<br>DC MD3       |   |
| <b>Ballpossession phases</b> | 70       | 70       | 140        | 91.4     | 39    | COL MD8                | 140                    | 146<br>LAFC MD1   |   |
| <b>Passes</b>                | 61       | 65       | 126        | 75.3     | 29    | COL MD8                | 126                    | 129<br>LAFC MD1   |   |
| <b>Passing accuracy %</b>    | 93       | 82       | 87         | 88       | 79    | COL MD8                | 87                     | 94<br>LAFC MD1    |   |
| <b>Crosses</b>               | 0        | 2        | 2          | 2        | 0     | COL MD8                | 2                      | 5<br>RBNY MD7     |   |
| <b>Clearances</b>            | 0        | 0        | 0          | 0.2      | 0     |                        |                        | 1<br>COL MD8      |   |
| <b>Aerial duels won</b>      | 0        | 0        | 0          | 0        | 0     |                        |                        | 0                 |   |
| <b>Fouls committed</b>       | 1        | 0        | 1          | 0.4      | 0     | RSL MD9                |                        |                   | 1 |
| <b>Fouls suffered</b>        | 2        | 0        | 2          | 2.1      | 1     | RSL MD9                | 2                      | 5<br>RBNY MD7     |   |



# Facundo Mura (#4, RM)

|                              | 1st Half | 2nd Half | Full Match  | ∅ Season |                         | Above season average | Below season average |                       |
|------------------------------|----------|----------|-------------|----------|-------------------------|----------------------|----------------------|-----------------------|
| <b>Playing time</b>          | 47:10    | 30:37    | 77:48       | 79:16    | <b>19:21</b><br>NYC MD5 |                      |                      | 105:11<br>ORL MD2     |
| <b>Goals</b>                 | 0        | 0        | 0           | 0        | <b>0</b>                |                      |                      | <b>0</b>              |
| <b>Expected Goals</b>        | 0.21     | 0        | <b>0.21</b> | 0.06     | <b>0</b><br>RSL MD9     |                      |                      | <b>0.21</b>           |
| <b>Shots</b>                 | 1        | 0        | 1           | 0.5      | <b>0</b><br>RSL MD9     |                      | 1                    | <b>2</b><br>LAFC MD1  |
| <b>Ballpossession phases</b> | 25       | 23       | 48          | 57.9     | <b>7</b><br>NYC MD5     |                      | 48                   | <b>77</b><br>DC MD3   |
| <b>Passes</b>                | 17       | 21       | 38          | 41.8     | <b>3</b><br>NYC MD5     |                      | 38                   | <b>60</b><br>ORL MD2  |
| <b>Passing accuracy %</b>    | 100      | 90       | 95          | 85       | <b>71</b><br>RSL MD9    |                      | 95                   | <b>100</b><br>NYC MD5 |
| <b>Crosses</b>               | 1        | 0        | 1           | 1.9      | <b>0</b><br>NYC MD5     |                      | 1                    | <b>4</b><br>LAFC MD1  |
| <b>Clearances</b>            | 1        | 0        | 1           | 0.6      | <b>0</b><br>RSL MD9     |                      | 1                    | <b>2</b><br>COL MD8   |
| <b>Aerial duels won</b>      | 0        | 0        | <b>0</b>    | 0.3      | <b>0</b>                |                      |                      | <b>1</b><br>ORL MD2   |
| <b>Fouls committed</b>       | 0        | 0        | <b>0</b>    | 0.3      | <b>0</b>                |                      |                      | <b>1</b><br>COL MD8   |
| <b>Fouls suffered</b>        | 0        | 0        | <b>0</b>    | 0.8      | <b>0</b>                |                      |                      | <b>2</b><br>RSL MD9   |



### Germán Berterame (#19, LW)

|                              | 1st Half | 2nd Half | Full Match  | ∅ Season |                         | <span style="color: #e91e63;">■</span> Above season average <span style="color: #333333;">■</span> Below season average |                          |
|------------------------------|----------|----------|---|----------|-------------------------|---|--------------------------|
| <b>Playing time</b>          | 47:10    | 49:39    | 96:50   | 78:13    | <b>19:24</b><br>NYC MD5 | <div style="width: 100%;"><div style="width: 100%;"></div></div>  | <b>105:11</b><br>ORL MD2 |
| <b>Goals</b>                 | 0        | 1        | <span style="border: 1px solid green; border-radius: 50%; padding: 2px;">1</span>   | 0.3      | <b>0</b><br>RSL MD9     | <div style="width: 100%;"><div style="width: 100%;"></div></div>  | <b>1</b>                 |
| <b>Expected Goals</b>        | 0.42     | 0.25     | 0.67  | 0.34     | <b>0</b><br>ORL MD2     | <div style="width: 100%;"><div style="width: 100%;"></div></div>  | <b>0.74</b><br>RBNY MD7  |
| <b>Shots</b>                 | 3        | 1        | <span style="border: 1px solid green; border-radius: 50%; padding: 2px;">4</span>   | 2.1      | <b>0</b><br>ORL MD2     | <div style="width: 100%;"><div style="width: 100%;"></div></div>  | <b>4</b>                 |
| <b>Ballpossession phases</b> | 15       | 15       | 30  | 26       | <b>4</b><br>NYC MD5     | <div style="width: 100%;"><div style="width: 100%;"></div></div>  | <b>36</b><br>RSL MD9     |
| <b>Passes</b>                | 8        | 10       | 18  | 15.6     | <b>1</b><br>NYC MD5     | <div style="width: 100%;"><div style="width: 100%;"></div></div>  | <b>22</b><br>RSL MD9     |
| <b>Passing accuracy %</b>    | 100      | 100      | <span style="border: 1px solid green; border-radius: 50%; padding: 2px;">100</span> | 80       | <b>0</b><br>NYC MD5     | <div style="width: 100%;"><div style="width: 100%;"></div></div>  | <b>100</b>               |
| <b>Crosses</b>               | 1        | 0        | <span style="border: 1px solid green; border-radius: 50%; padding: 2px;">1</span>   | 0.3      | <b>0</b><br>RSL MD9     | <div style="width: 100%;"><div style="width: 100%;"></div></div>  | <b>1</b>                 |
| <b>Clearances</b>            | 0        | 0        | <span style="border: 1px solid red; border-radius: 50%; padding: 2px;">0</span>     | 0.5      | <b>0</b>                | <div style="width: 100%;"><div style="width: 100%;"></div></div>  | <b>2</b><br>COL MD8      |
| <b>Aerial duels won</b>      | 0        | 0        | <span style="border: 1px solid red; border-radius: 50%; padding: 2px;">0</span>     | 1.8      | <b>0</b>                | <div style="width: 100%;"><div style="width: 100%;"></div></div>  | <b>6</b><br>RSL MD9      |
| <b>Fouls committed</b>       | 1        | 1        | 2   | 1.6      | <b>0</b><br>ATX MD6     | <div style="width: 100%;"><div style="width: 100%;"></div></div>  | <b>4</b><br>ORL MD2      |
| <b>Fouls suffered</b>        | 1        | 0        | 1   | 1        | <b>0</b><br>COL MD8     | <div style="width: 100%;"><div style="width: 100%;"></div></div>  | <b>3</b><br>RSL MD9      |



# Lionel Messi (#10, RW)

|                              | 1st Half | 2nd Half | Full Match | ∅ Season |                         | <span style="color: #e91e63;">■</span> Above season average <span style="color: #212121;">■</span> Below season average |                          |
|------------------------------|----------|----------|------------|----------|-------------------------|---|--------------------------|
| <b>Playing time</b>          | 47:10    | 49:39    | 96:50      | 99:59    | <b>44:29</b><br>PHI MD6 | <div style="width: 44.29%; background-color: #212121;"></div>   | <b>113:00</b><br>NYC MD1 |
| <b>Goals</b>                 | 0        | 0        | <b>0</b>   | 0.7      | <b>0</b>                | <div style="width: 0%; background-color: #e91e63;"></div>   | <b>2</b><br>COL MD8      |
| <b>Expected Goals</b>        | 0.24     | 0.12     | 0.36       | 0.48     | <b>0.17</b><br>SKC MD9  | <div style="width: 36%; background-color: #e91e63;"></div>  | <b>1.96</b><br>NSH MD10  |
| <b>Shots</b>                 | 3        | 3        | 6          | 5.5      | <b>2</b><br>DC MD3      | <div style="width: 36%; background-color: #e91e63;"></div>  | <b>11</b><br>ATX MD6     |
| <b>Ballpossession phases</b> | 44       | 52       | <b>96</b>  | 59       | <b>24</b><br>PHI MD6    | <div style="width: 40.68%; background-color: #e91e63;"></div>   | <b>96</b>                |
| <b>Passes</b>                | 31       | 45       | <b>76</b>  | 39.6     | <b>17</b><br>PHI MD6    | <div style="width: 42.93%; background-color: #e91e63;"></div>   | <b>76</b>                |
| <b>Passing accuracy %</b>    | 77       | 78       | 78         | 82       | <b>71</b><br>ATX MD6    | <div style="width: 86.59%; background-color: #212121;"></div>   | <b>92</b><br>NYC MD5     |
| <b>Crosses</b>               | 0        | 0        | <b>0</b>   | 0        | <b>0</b>                | <div style="width: 0%; background-color: #e91e63;"></div>   | <b>2</b><br>TOR MD7      |
| <b>Clearances</b>            | 0        | 0        | <b>0</b>   | 0        | <b>0</b>                | <div style="width: 0%; background-color: #e91e63;"></div>   | <b>1</b><br>CLB MD9      |
| <b>Aerial duels won</b>      | 0        | 0        | <b>0</b>   | 0.1      | <b>0</b>                | <div style="width: 0%; background-color: #e91e63;"></div>   | <b>1</b><br>LAFC MD1     |
| <b>Fouls committed</b>       | 0        | 0        | <b>0</b>   | 0.8      | <b>0</b>                | <div style="width: 0%; background-color: #e91e63;"></div>   | <b>3</b><br>COL MD8      |
| <b>Fouls suffered</b>        | 0        | 0        | <b>0</b>   | 1.4      | <b>0</b>                | <div style="width: 0%; background-color: #e91e63;"></div>   | <b>3</b><br>RSL MD9      |



# Luis Suárez (#9, CF)

|                              | 1st Half | 2nd Half | Full Match | ∅ Season |                   | █ Above season average | █ Below season average |                   |                 |
|------------------------------|----------|----------|------------|----------|-------------------|------------------------|------------------------|-------------------|-----------------|
| <b>Playing time</b>          | 47:10    | 49:39    | 96:50      | 46:12    | 15:29<br>LAFC MD1 |                        |                        | 105:14<br>SKC MD9 |                 |
| <b>Goals</b>                 | 0        | 0        | 0          | 0.6      | 0<br>LAFC MD1     |                        |                        | 2<br>DC MD5       |                 |
| <b>Expected Goals</b>        | 0.06     | 0.16     | 0.21       | 0.55     | 0<br>LAFC MD1     | 0.21                   |                        |                   | 1.69<br>NYC MD7 |
| <b>Shots</b>                 | 1        | 1        | 2          | 1.9      | 0<br>LAFC MD1     | 2                      |                        |                   | 8<br>NYC MD7    |
| <b>Ballpossession phases</b> | 32       | 16       | 48         | 41.5     | 3<br>MTL MD4      |                        |                        | 48                |                 |
| <b>Passes</b>                | 26       | 14       | 40         | 31.8     | 1<br>MTL MD4      |                        |                        | 40                |                 |
| <b>Passing accuracy %</b>    | 92       | 100      | 95         | 86       | 0<br>MTL MD4      |                        |                        | 100<br>RSL MD9    |                 |
| <b>Crosses</b>               | 0        | 0        | 0          | 0.6      | 0                 |                        |                        | 2<br>RBNY MD6     |                 |
| <b>Clearances</b>            | 0        | 0        | 0          | 0        | 0                 |                        |                        | 1<br>HOU MD2      |                 |
| <b>Aerial duels won</b>      | 0        | 0        | 0          | 0        | 0                 |                        |                        | 3<br>NSH MD10     |                 |
| <b>Fouls committed</b>       | 0        | 0        | 0          | 0.6      | 0                 |                        |                        | 4<br>PHI MD6      |                 |
| <b>Fouls suffered</b>        | 1        | 0        | 1          | 1.9      | 0<br>ATX MD6      | 1                      |                        |                   | 3<br>HOU MD2    |



### Ian Fray (#17, Substitute)

|                              | 1st Half | 2nd Half | Full Match | ∅ Season |               | █ Above season average | █ Below season average |                   |
|------------------------------|----------|----------|------------|----------|---------------|------------------------|------------------------|-------------------|
| <b>Playing time</b>          | 00:00    | 25:54    | 25:54      | 59:06    | 25:54         |                        |                        | 103:20<br>CLT MD4 |
| <b>Goals</b>                 | 0        | 0        | 0          | 0        | 0             |                        |                        | 0                 |
| <b>Expected Goals</b>        | 0        | 0.57     | 0.57       | 0.23     | 0<br>RSL MD9  |                        |                        | 0.57              |
| <b>Shots</b>                 | 0        | 1        | 1          | 0.4      | 0<br>RSL MD9  |                        |                        | 2<br>NYC MD1      |
| <b>Ballpossession phases</b> | 0        | 30       | 30         | 62.7     | 8<br>RSL MD9  |                        |                        | 78<br>NYC MD1     |
| <b>Passes</b>                | 0        | 19       | 19         | 44.2     | 6<br>RSL MD9  |                        |                        | 60<br>NYC MD1     |
| <b>Passing accuracy %</b>    | 0        | 89       | 89         | 86       | 67<br>RSL MD9 |                        |                        | 96<br>TOR MD7     |
| <b>Crosses</b>               | 0        | 4        | 4          | 1.5      | 0<br>RSL MD9  |                        |                        | 4                 |
| <b>Clearances</b>            | 0        | 0        | 0          | 0.4      | 0             |                        |                        | 1<br>ATX MD6      |
| <b>Aerial duels won</b>      | 0        | 0        | 0          | 0.7      | 0             |                        |                        | 1<br>RSL MD9      |
| <b>Fouls committed</b>       | 0        | 0        | 0          | 2.2      | 0             |                        |                        | 3<br>RBNY MD7     |
| <b>Fouls suffered</b>        | 0        | 0        | 0          | 2.4      | 0             |                        |                        | 5<br>HOU MD2      |



### Tadeo Allende (#21, Substitute)

|                              | 1st Half | 2nd Half | Full Match | ∅ Season |                         | █ Above season average | █ Below season average |                         |
|------------------------------|----------|----------|------------|----------|-------------------------|------------------------|------------------------|-------------------------|
| <b>Playing time</b>          | 00:00    | 49:39    | 49:39      | 56:33    | <b>15:32</b><br>CLT MD4 |                        |                        | <b>97:50</b><br>ATX MD6 |
| <b>Goals</b>                 | 0        | 0        | <b>0</b>   | 0        | <b>0</b>                |                        |                        | <b>1</b><br>CLT MD3     |
| <b>Expected Goals</b>        | 0        | 0.22     | 0.22       | 0.21     | <b>0</b><br>NYC MD5     |                        |                        | <b>0.54</b><br>ATX MD6  |
| <b>Shots</b>                 | 0        | 2        | <b>2</b>   | 1.4      | <b>0</b><br>NYC MD5     |                        |                        | <b>2</b>                |
| <b>Ballpossession phases</b> | 0        | 21       | 21         | 34.6     | <b>5</b><br>CLT MD4     |                        |                        | <b>44</b><br>ORL MD2    |
| <b>Passes</b>                | 0        | 15       | 15         | 26.3     | <b>1</b><br>DAL MD10    |                        |                        | <b>37</b><br>ORL MD2    |
| <b>Passing accuracy %</b>    | 0        | 67       | 67         | 70       | <b>0</b><br>DAL MD10    |                        |                        | <b>100</b><br>CHI MD8   |
| <b>Crosses</b>               | 0        | 2        | <b>2</b>   | 1.2      | <b>0</b><br>RSL MD9     |                        |                        | <b>2</b>                |
| <b>Clearances</b>            | 0        | 0        | <b>0</b>   | 0        | <b>0</b>                |                        |                        | <b>1</b><br>HOU MD2     |
| <b>Aerial duels won</b>      | 0        | 0        | <b>0</b>   | 1.8      | <b>0</b>                |                        |                        | <b>4</b><br>RSL MD9     |
| <b>Fouls committed</b>       | 0        | 1        | <b>1</b>   | 1.2      | <b>0</b><br>ATX MD6     |                        |                        | <b>1</b>                |
| <b>Fouls suffered</b>        | 0        | 1        | 1          | 0.4      | <b>0</b><br>RSL MD9     |                        |                        | <b>2</b><br>CLB MD9     |



### Preston Plambeck (#59, Substitute)

|                       | 1st Half | 2nd Half | Full Match | Ø Season |       | ■ Above season average | ■ Below season average |       |
|-----------------------|----------|----------|------------|----------|-------|------------------------|------------------------|-------|
| Playing time          | 00:00    | 25:51    | 25:51      | 24:36    | 00:00 |                        |                        | 25:51 |
| Goals                 | 0        | 0        | 0          | 0        | 0     |                        |                        | 0     |
| Expected Goals        | 0        | 0.04     | 0.04       | 0.15     | 0     |                        |                        | 0.04  |
| Shots                 | 0        | 1        | 1          | 3.7      | 0     |                        |                        | 1     |
| Ballpossession phases | 0        | 27       | 27         | 98.8     | 0     |                        |                        | 27    |
| Passes                | 0        | 23       | 23         | 84.1     | 0     |                        |                        | 23    |
| Passing accuracy %    | 0        | 96       | 96         | 96       | 0     |                        |                        | 96    |
| Crosses               | 0        | 0        | 0          | 0        | 0     |                        |                        | 0     |
| Clearances            | 0        | 0        | 0          | 0        | 0     |                        |                        | 0     |
| Aerial duels won      | 0        | 0        | 0          | 0        | 0     |                        |                        | 0     |
| Fouls committed       | 0        | 0        | 0          | 0        | 0     |                        |                        | 0     |
| Fouls suffered        | 0        | 0        | 0          | 0        | 0     |                        |                        | 0     |



### Cesar Abadia-Reda (#76, Substitute)

|                              | 1st Half | 2nd Half | Full Match | ∅ Season |                         | █ Above season average | █ Below season average |
|------------------------------|----------|----------|------------|----------|-------------------------|------------------------|------------------------|
| <b>Playing time</b>          | 00:00    | 19:02    | 19:02      | 15:48    | <b>01:51</b><br>COL MD8 |                        |                        |
| <b>Goals</b>                 | 0        | 0        | 0          | 0        | <b>0</b>                |                        |                        |
| <b>Expected Goals</b>        | 0        | 0        | 0          | 0        | <b>0</b>                |                        |                        |
| <b>Shots</b>                 | 0        | 0        | 0          | 0        | <b>0</b>                |                        |                        |
| <b>Ballpossession phases</b> | 0        | 12       | 12         | 66.4     | <b>1</b><br>COL MD8     |                        |                        |
| <b>Passes</b>                | 0        | 10       | 10         | 41.8     | <b>1</b><br>COL MD8     |                        |                        |
| <b>Passing accuracy %</b>    | 0        | 100      | <b>100</b> | 95       | <b>0</b><br>COL MD8     |                        |                        |
| <b>Crosses</b>               | 0        | 0        | 0          | 0        | <b>0</b>                |                        |                        |
| <b>Clearances</b>            | 0        | 0        | 0          | 0        | <b>0</b>                |                        |                        |
| <b>Aerial duels won</b>      | 0        | 0        | <b>0</b>   | 1.9      | <b>0</b>                |                        |                        |
| <b>Fouls committed</b>       | 0        | 1        | <b>1</b>   | 3.8      | <b>0</b><br>COL MD8     |                        |                        |
| <b>Fouls suffered</b>        | 0        | 0        | 0          | 0        | <b>0</b>                |                        |                        |



# Team Guest:Events



## Stats

|                              | 1st Half | 2nd Half | 90min Average | Full Match | ∅ Season | ∅ League | Top Player |                           |    |                            |    |                           |    |
|------------------------------|----------|----------|---------------|------------|----------|----------|------------|---------------------------|----|----------------------------|----|---------------------------|----|
| Goals                        | 1        |          |               | 1          | 1.7      | 1.4      | 1.         | C. Gil<br><b>1</b>        |    |                            |    |                           |    |
| Shots                        | 4        | 12       |               | 16         | 9        | 11.5     | 1.         | D. Turgeman<br><b>5</b>   | 2. | C. Gil<br><b>4</b>         | 3. | G. Yow<br><b>3</b>        | +1 |
| Expected Goals               | 0.22     | 1.33     |               | 1.55       | 1.26     | 1.47     | 1.         | C. Gil<br><b>0.74</b>     | 2. | D. Turgeman<br><b>0.39</b> | 3. | L. Langoni<br><b>0.18</b> |    |
| Shots at goal within the box | 2        | 5        |               | 7          | 6.4      | 7.7      | 1.         | D. Turgeman<br><b>3</b>   | 2. | C. Gil<br><b>2</b>         | 3. | G. Yow<br><b>1</b>        | +1 |
| Sitters                      |          |          |               | 0          | 0.6      | 0.8      |            |                           |    |                            |    |                           |    |
| Ballpossession phases        | 266      | 206      |               | 472        | 537      | 556.7    | 1.         | C. Gil<br><b>76</b>       | 2. | A. Yusuf<br><b>58</b>      | 3. | B. Raines<br><b>50</b>    |    |
| Passes                       | 192      | 113      |               | 305        | 379.2    | 406      | 1.         | C. Gil<br><b>59</b>       | 2. | A. Yusuf<br><b>45</b>      | 3. | B. Raines<br><b>31</b>    |    |
| Passing accuracy %           | 88       | 81       |               | 85         | 87.1     | 84.9     | 1.         | D. Fagúndez<br><b>100</b> |    | J. Yueill<br><b>100</b>    |    | E. Kohler<br><b>100</b>   |    |
| Crosses                      | 1        |          |               | 1          | 6.2      | 6.3      | 1.         | I. Feingold<br><b>1</b>   |    |                            |    |                           |    |
| Clearances                   | 10       | 7        |               | 17         | 10.3     | 6.3      | 1.         | M. Fofana<br><b>5</b>     | 2. | B. Raines<br><b>3</b>      | 3. | W. Sands<br><b>2</b>      | +2 |
| Aerial duels won             | 0        | 0        |               | 0          | 7        | 9.7      |            |                           |    |                            |    |                           |    |
| Fouls committed              | 5        | 2        |               | 7          | 10.7     | 11       | 1.         | M. Fofana<br><b>2</b>     | 2. | B. Raines<br><b>1</b>      |    | E. Kohler<br><b>1</b>     | +3 |
| Fouls suffered               | 7        | 7        |               | 14         | 12.5     | 10.5     | 1.         | B. Raines<br><b>3</b>     |    | C. Gil<br><b>3</b>         |    | D. Turgeman<br><b>3</b>   |    |



### Matt Turner (#30, GK)

|                              | 1st Half | 2nd Half | Full Match | ∅ Season |                          | Above season average | Below season average     |
|------------------------------|----------|----------|------------|----------|--------------------------|----------------------|--------------------------|
| <b>Playing time</b>          | 47:10    | 49:39    | 96:50      | 100:58   | <b>95:24</b><br>RBNY MD2 | 96:50                | <b>105:29</b><br>STL MD5 |
| <b>Goals</b>                 | 0        | 0        | 0          | 0        | <b>0</b>                 |                      | <b>0</b>                 |
| <b>Expected Goals</b>        | 0        | 0        | 0          | 0        | <b>0</b>                 |                      | <b>0</b>                 |
| <b>Shots</b>                 | 0        | 0        | 0          | 0        | <b>0</b>                 |                      | <b>0</b>                 |
| <b>Ballpossession phases</b> | 21       | 22       | 44         | 35.1     | <b>22</b><br>NSH MD1     | 44                   | <b>57</b><br>ATL MD9     |
| <b>Passes</b>                | 11       | 9        | 20         | 19.4     | <b>11</b><br>RBNY MD2    | 20                   | <b>35</b><br>ATL MD9     |
| <b>Passing accuracy %</b>    | 36       | 44       | <b>40</b>  | 76       | <b>40</b>                |                      | <b>96</b><br>CLB MD8     |
| <b>Crosses</b>               | 0        | 0        | 0          | 0        | <b>0</b>                 |                      | <b>0</b>                 |
| <b>Clearances</b>            | 0        | 0        | <b>0</b>   | 0.1      | <b>0</b>                 |                      | <b>1</b><br>NSH MD1      |
| <b>Aerial duels won</b>      | 0        | 0        | <b>0</b>   | 0.2      | <b>0</b>                 |                      | <b>1</b><br>ATL MD9      |
| <b>Fouls committed</b>       | 0        | 0        | 0          | 0        | <b>0</b>                 |                      | <b>0</b>                 |
| <b>Fouls suffered</b>        | 0        | 0        | <b>0</b>   | 0.1      | <b>0</b>                 |                      | <b>1</b><br>STL MD5      |



Will Sands (#23, LB)

|                       | 1st Half | 2nd Half | Full Match | ∅ Season |                  | Above season average | Below season average |                   |
|-----------------------|----------|----------|------------|----------|------------------|----------------------|----------------------|-------------------|
| Playing time          | 47:10    | 49:39    | 96:50      | 91:33    | 20:38<br>NYC MD9 |                      |                      | 103:48<br>CLB MD8 |
| Goals                 | 0        | 0        | 0          | 0.1      | 0                |                      |                      | 1<br>ATL MD9      |
| Expected Goals        | 0        | 0        | 0          | 0.09     | 0                |                      |                      | 0.69<br>CLB MD8   |
| Shots                 | 0        | 0        | 0          | 0.7      | 0                |                      |                      | 3<br>CLB MD8      |
| Ballpossession phases | 18       | 20       | 38         | 43.1     | 9<br>CLT MD10    |                      |                      | 66<br>NYC MD4     |
| Passes                | 17       | 11       | 28         | 27.9     | 5<br>CLT MD10    |                      |                      | 48<br>NYC MD4     |
| Passing accuracy %    | 76       | 73       | 75         | 82       | 63<br>MTL MD6    |                      |                      | 100<br>CLT MD10   |
| Crosses               | 0        | 0        | 0          | 0.7      | 0                |                      |                      | 3<br>NYC MD4      |
| Clearances            | 1        | 1        | 2          | 1.1      | 0<br>ATL MD9     |                      |                      | 4<br>RBNY MD2     |
| Aerial duels won      | 0        | 0        | 0          | 1.1      | 0                |                      |                      | 3<br>MTL MD6      |
| Fouls committed       | 0        | 0        | 0          | 0.9      | 0                |                      |                      | 3<br>MTL MD6      |
| Fouls suffered        | 0        | 1        | 1          | 1.1      | 0<br>STL MD5     |                      |                      | 2<br>CLB MD8      |



### Ethan Kohler (#22, RCB)

|                              | 1st Half | 2nd Half | Full Match | ∅ Season |                         | Above season average | Below season average |                          |
|------------------------------|----------|----------|------------|----------|-------------------------|----------------------|----------------------|--------------------------|
| <b>Playing time</b>          | 47:10    | 49:39    | 96:50      | 85:25    | <b>24:37</b><br>CIN MD4 |                      |                      | <b>103:48</b><br>CLB MD8 |
| <b>Goals</b>                 | 0        | 0        | 0          | 0        | <b>0</b>                |                      |                      | <b>0</b>                 |
| <b>Expected Goals</b>        | 0        | 0        | <b>0</b>   | 0.01     | <b>0</b>                |                      |                      | <b>0.06</b><br>NSH MD1   |
| <b>Shots</b>                 | 0        | 0        | <b>0</b>   | 0.2      | <b>0</b>                |                      |                      | <b>1</b><br>NSH MD1      |
| <b>Ballpossession phases</b> | 21       | 8        | 29         | 62.6     | <b>13</b><br>CIN MD4    |                      | 29                   | <b>102</b><br>CLB MD8    |
| <b>Passes</b>                | 19       | 6        | 25         | 53.1     | <b>12</b><br>CIN MD4    |                      | 25                   | <b>96</b><br>CLB MD8     |
| <b>Passing accuracy %</b>    | 100      | 100      | <b>100</b> | 94       | <b>75</b><br>CIN MD4    |                      |                      | <b>100</b>               |
| <b>Crosses</b>               | 0        | 0        | 0          | 0        | <b>0</b>                |                      |                      | <b>0</b>                 |
| <b>Clearances</b>            | 1        | 0        | 1          | 1.1      | <b>0</b><br>CLB MD8     |                      | 1                    | <b>4</b><br>ATL MD9      |
| <b>Aerial duels won</b>      | 0        | 0        | <b>0</b>   | 1.1      | <b>0</b>                |                      |                      | <b>2</b><br>ATL MD9      |
| <b>Fouls committed</b>       | 1        | 0        | <b>1</b>   | 0.8      | <b>0</b><br>CLB MD8     |                      |                      | <b>1</b>                 |
| <b>Fouls suffered</b>        | 0        | 0        | <b>0</b>   | 0.4      | <b>0</b>                |                      |                      | <b>2</b><br>NSH MD1      |



### Mamadou Fofana (#2, LCB)

|                              | 1st Half | 2nd Half | Full Match | ∅ Season |                         | Above season average | Below season average |                          |
|------------------------------|----------|----------|------------|----------|-------------------------|----------------------|----------------------|--------------------------|
| <b>Playing time</b>          | 47:10    | 49:39    | 96:50      | 100:56   | <b>83:13</b><br>NYC MD9 |                      |                      | <b>105:57</b><br>PHI MD3 |
| <b>Goals</b>                 | 0        | 0        | <b>0</b>   | 0.1      | <b>0</b>                |                      |                      | <b>1</b><br>MTL MD6      |
| <b>Expected Goals</b>        | 0        | 0        | <b>0</b>   | 0.05     | <b>0</b>                |                      |                      | <b>0.45</b><br>MTL MD6   |
| <b>Shots</b>                 | 0        | 0        | <b>0</b>   | 0.1      | <b>0</b>                |                      |                      | <b>1</b><br>MTL MD6      |
| <b>Ballpossession phases</b> | 25       | 16       | 41         | 59.7     | <b>39</b><br>MTL MD6    |                      |                      | <b>98</b><br>CLB MD8     |
| <b>Passes</b>                | 15       | 8        | 23         | 46.8     | <b>17</b><br>MTL MD6    |                      |                      | <b>91</b><br>CLB MD8     |
| <b>Passing accuracy %</b>    | 87       | 88       | 87         | 91       | <b>75</b><br>RBNY MD2   |                      |                      | <b>97</b><br>CLB MD8     |
| <b>Crosses</b>               | 0        | 0        | 0          | 0        | <b>0</b>                |                      |                      | <b>0</b>                 |
| <b>Clearances</b>            | 4        | 1        | 5          | 3.2      | <b>0</b><br>RBNY MD6    |                      |                      | <b>7</b><br>ATL MD9      |
| <b>Aerial duels won</b>      | 0        | 0        | <b>0</b>   | 0.6      | <b>0</b>                |                      |                      | <b>2</b><br>ATL MD9      |
| <b>Fouls committed</b>       | 1        | 1        | 2          | 0.4      | <b>0</b><br>ATL MD9     |                      |                      | <b>4</b><br>CLT MD10     |
| <b>Fouls suffered</b>        | 0        | 0        | <b>0</b>   | 0.1      | <b>0</b>                |                      |                      | <b>1</b><br>STL MD5      |



### Ilay Feingold (#12, RB)

|                              | 1st Half | 2nd Half | Full Match | ∅ Season |                  | Above season average | Below season average |                   |
|------------------------------|----------|----------|------------|----------|------------------|----------------------|----------------------|-------------------|
| <b>Playing time</b>          | 47:10    | 00:00    | 47:10      | 83:02    | 12:50<br>NSH MD1 |                      |                      | 105:57<br>PHI MD3 |
| <b>Goals</b>                 | 0        | 0        | 0          | 0.1      | 0                |                      |                      | 1<br>STL MD5      |
| <b>Expected Goals</b>        | 0        | 0        | 0          | 0.21     | 0                |                      |                      | 1.28<br>STL MD5   |
| <b>Shots</b>                 | 0        | 0        | 0          | 0.7      | 0                |                      |                      | 2<br>STL MD5      |
| <b>Ballpossession phases</b> | 28       | 0        | 28         | 68.4     | 10<br>NSH MD1    |                      |                      | 105<br>DC MD7     |
| <b>Passes</b>                | 18       | 0        | 18         | 45.5     | 6<br>NYC MD4     |                      |                      | 73<br>DC MD7      |
| <b>Passing accuracy %</b>    | 94       | 0        | 94         | 88       | 67<br>NYC MD4    |                      |                      | 100<br>NSH MD1    |
| <b>Crosses</b>               | 1        | 0        | 1          | 1.4      | 0<br>ATL MD9     |                      |                      | 6<br>NYC MD9      |
| <b>Clearances</b>            | 0        | 0        | 0          | 1        | 0                |                      |                      | 2<br>ATL MD9      |
| <b>Aerial duels won</b>      | 0        | 0        | 0          | 0.5      | 0                |                      |                      | 2<br>MTL MD6      |
| <b>Fouls committed</b>       | 0        | 0        | 0          | 0.4      | 0                |                      |                      | 3<br>RBNY MD6     |
| <b>Fouls suffered</b>        | 2        | 0        | 2          | 1.7      | 0<br>NSH MD1     |                      |                      | 4<br>RBNY MD6     |



### Brooklyn Raines (#21, RDM)

|                              | 1st Half | 2nd Half | Full Match  | ∅ Season |                         | Above season average | Below season average |                          |
|------------------------------|----------|----------|-------------|----------|-------------------------|----------------------|----------------------|--------------------------|
| <b>Playing time</b>          | 47:10    | 49:39    | 96:50       | 96:25    | <b>77:24</b><br>STL MD5 |                      |                      | <b>103:48</b><br>CLB MD8 |
| <b>Goals</b>                 | 0        | 0        | 0           | 0        | <b>0</b>                |                      |                      | <b>0</b>                 |
| <b>Expected Goals</b>        | 0        | 0.12     | <b>0.12</b> | 0.01     | <b>0</b><br>ATL MD9     |                      |                      | <b>0.12</b>              |
| <b>Shots</b>                 | 0        | 1        | <b>1</b>    | 0.1      | <b>0</b><br>ATL MD9     |                      |                      | <b>1</b>                 |
| <b>Ballpossession phases</b> | 31       | 19       | 50          | 49.7     | <b>26</b><br>RBNY MD2   |                      |                      | <b>73</b><br>ATL MD9     |
| <b>Passes</b>                | 20       | 9        | 29          | 38.7     | <b>18</b><br>RBNY MD2   |                      |                      | <b>60</b><br>CLB MD8     |
| <b>Passing accuracy %</b>    | 95       | 78       | 90          | 91       | <b>84</b><br>MTL MD6    |                      |                      | <b>97</b><br>NSH MD1     |
| <b>Crosses</b>               | 0        | 0        | <b>0</b>    | 0.1      | <b>0</b>                |                      |                      | <b>1</b><br>CLB MD8      |
| <b>Clearances</b>            | 3        | 0        | <b>3</b>    | 1.1      | <b>0</b><br>STL MD5     |                      |                      | <b>3</b>                 |
| <b>Aerial duels won</b>      | 0        | 0        | <b>0</b>    | 0.2      | <b>0</b>                |                      |                      | <b>1</b><br>CLB MD8      |
| <b>Fouls committed</b>       | 1        | 0        | <b>1</b>    | 3.1      | <b>1</b>                |                      |                      | <b>5</b><br>CLB MD8      |
| <b>Fouls suffered</b>        | 2        | 1        | <b>3</b>    | 1.6      | <b>0</b><br>CLB MD8     |                      |                      | <b>3</b>                 |



Carles Gil (#10, CAM)

|                       | 1st Half | 2nd Half | Full Match | ∅ Season |                   | Above season average | Below season average |                   |
|-----------------------|----------|----------|------------|----------|-------------------|----------------------|----------------------|-------------------|
| Playing time          | 47:10    | 49:39    | 96:50      | 99:54    | 27:27<br>LAFC MD3 |                      |                      | 105:57<br>PHI MD3 |
| Goals                 | 0        | 1        | 1          | 0.2      | 0<br>ATL MD9      |                      |                      | 2<br>RBNY MD6     |
| Expected Goals        | 0.07     | 0.67     | 0.74       | 0.23     | 0<br>ATL MD9      |                      |                      | 0.91<br>ATL MD8   |
| Shots                 | 1        | 3        | 4          | 1.3      | 0<br>ATL MD9      |                      |                      | 5<br>CIN MD4      |
| Ballpossession phases | 46       | 30       | 76         | 63.8     | 0<br>SKC MD9      |                      |                      | 97<br>CIN MD5     |
| Passes                | 34       | 22       | 56         | 47.6     | 0<br>SKC MD9      |                      |                      | 79<br>CIN MD5     |
| Passing accuracy %    | 94       | 82       | 89         | 87       | 0<br>SKC MD9      |                      |                      | 100<br>LAFC MD3   |
| Crosses               | 0        | 0        | 0          | 1.2      | 0                 |                      |                      | 6<br>CHI MD6      |
| Clearances            | 0        | 0        | 0          | 0        | 0                 |                      |                      | 1<br>NYC MD9      |
| Aerial duels won      | 0        | 0        | 0          | 0        | 0                 |                      |                      | 1<br>ATL MD8      |
| Fouls committed       | 0        | 0        | 0          | 0.5      | 0                 |                      |                      | 1<br>ATL MD9      |
| Fouls suffered        | 2        | 1        | 3          | 2.4      | 0<br>NYC MD9      |                      |                      | 5<br>PHI MD3      |



### Alhassan Yusuf (#80, LDM)

|                              | 1st Half | 2nd Half | Full Match | ∅ Season |                         | Above season average | Below season average |                          |
|------------------------------|----------|----------|------------|----------|-------------------------|----------------------|----------------------|--------------------------|
| <b>Playing time</b>          | 47:10    | 43:11    | 90:21      | 78:05    | <b>12:51</b><br>NSH MD1 |                      |                      | <b>105:57</b><br>PHI MD3 |
| <b>Goals</b>                 | 0        | 0        | 0          | 0.3      | 0                       |                      |                      | 1<br>DC MD7              |
| <b>Expected Goals</b>        | 0        | 0        | 0          | 0.09     | 0                       |                      |                      | 0.42<br>CIN MD4          |
| <b>Shots</b>                 | 0        | 0        | 0          | 0.8      | 0                       |                      |                      | 2<br>ATL MD9             |
| <b>Ballpossession phases</b> | 36       | 22       | 58         | 53.5     | <b>14</b><br>RBNY MD2   |                      |                      | 84<br>NSH MD1            |
| <b>Passes</b>                | 30       | 13       | 43         | 40.3     | 8<br>RBNY MD2           |                      |                      | 67<br>NSH MD1            |
| <b>Passing accuracy %</b>    | 97       | 92       | 95         | 91       | <b>75</b><br>RBNY MD2   |                      |                      | 95                       |
| <b>Crosses</b>               | 0        | 0        | 0          | 0.4      | 0                       |                      |                      | 1<br>ATL MD9             |
| <b>Clearances</b>            | 0        | 0        | 0          | 0.4      | 0                       |                      |                      | 2<br>ATL MD9             |
| <b>Aerial duels won</b>      | 0        | 0        | 0          | 0.9      | 0                       |                      |                      | 3<br>PHI MD3             |
| <b>Fouls committed</b>       | 1        | 0        | 1          | 1.4      | 0<br>CLB MD8            |                      |                      | 6<br>CLB MD2             |
| <b>Fouls suffered</b>        | 1        | 1        | 2          | 1.3      | 0<br>NSH MD1            |                      |                      | 2                        |



Griffin Yow (#7, RW)

|                       | 1st Half | 2nd Half | Full Match | ∅ Season |                 | Above season average | Below season average |
|-----------------------|----------|----------|------------|----------|-----------------|----------------------|----------------------|
| Playing time          | 47:10    | 25:39    | 72:49      | 56:53    | 22:50<br>DC MD7 | 72:49<br>RBNY MD2    |                      |
| Goals                 | 0        | 0        | 0          | 0.2      | 0<br>DC MD7     | 1<br>CIN MD4         |                      |
| Expected Goals        | 0.07     | 0.05     | 0.12       | 0.17     | 0<br>DC MD7     | 0.12                 | 0.32<br>RBNY MD2     |
| Shots                 | 2        | 1        | 3          | 2        | 0<br>DC MD7     | 3                    |                      |
| Ballpossession phases | 14       | 10       | 24         | 34.6     | 11<br>DC MD7    | 24                   | 36<br>ATL MD9        |
| Passes                | 10       | 7        | 17         | 19.6     | 7<br>DC MD7     | 17                   | 18<br>ATL MD9        |
| Passing accuracy %    | 90       | 100      | 94         | 77       | 44<br>MTL MD6   | 94                   |                      |
| Crosses               | 0        | 0        | 0          | 0.2      | 0               | 1<br>NSH MD1         |                      |
| Clearances            | 0        | 1        | 1          | 0.8      | 0<br>ATL MD9    | 1                    |                      |
| Aerial duels won      | 0        | 0        | 0          | 0.2      | 0               | 1<br>ATL MD9         |                      |
| Fouls committed       | 0        | 0        | 0          | 1.2      | 0               | 2<br>NSH MD1         |                      |
| Fouls suffered        | 0        | 0        | 0          | 1.2      | 0               | 3<br>NSH MD1         |                      |



### Peyton Miller (#25, LW)

|                       | 1st Half | 2nd Half | Full Match | ∅ Season |                  | Above season average | Below season average |
|-----------------------|----------|----------|------------|----------|------------------|----------------------|----------------------|
| Playing time          | 47:10    | 49:39    | 96:50      | 44:50    | 11:53<br>CIN MD4 |                      |                      |
| Goals                 | 0        | 0        | 0          | 0.9      | 0                |                      |                      |
| Expected Goals        | 0        | 0        | 0          | 0.58     | 0                |                      |                      |
| Shots                 | 0        | 0        | 0          | 2.6      | 0                |                      |                      |
| Ballpossession phases | 17       | 16       | 33         | 31       | 3<br>CIN MD4     |                      |                      |
| Passes                | 13       | 7        | 20         | 16.1     | 2<br>CIN MD4     |                      |                      |
| Passing accuracy %    | 85       | 86       | 85         | 80       | 33<br>MTL MD6    |                      |                      |
| Crosses               | 0        | 0        | 0          | 0.6      | 0                |                      |                      |
| Clearances            | 0        | 2        | 2          | 2.3      | 0<br>DC MD7      |                      |                      |
| Aerial duels won      | 0        | 0        | 0          | 0.6      | 0                |                      |                      |
| Fouls committed       | 1        | 0        | 1          | 1.4      | 0<br>CLB MD8     |                      |                      |
| Fouls suffered        | 0        | 0        | 0          | 0        | 0                |                      |                      |



### Dor Turgeman (#11, CF)

|                              | 1st Half | 2nd Half | Full Match  | ∅ Season |                         | Above season average | Below season average |                          |
|------------------------------|----------|----------|-------------|----------|-------------------------|----------------------|----------------------|--------------------------|
| <b>Playing time</b>          | 47:10    | 39:58    | 87:08       | 90:11    | <b>63:23</b><br>STL MD5 |                      |                      | <b>103:40</b><br>CIN MD4 |
| <b>Goals</b>                 | 0        | 0        | <b>0</b>    | 0.2      | <b>0</b>                |                      |                      | <b>1</b><br>CLB MD8      |
| <b>Expected Goals</b>        | 0.08     | 0.31     | <b>0.39</b> | 0.19     | <b>0</b><br>NSH MD1     |                      |                      | <b>0.39</b>              |
| <b>Shots</b>                 | 1        | 4        | <b>5</b>    | 2.2      | <b>0</b><br>NSH MD1     |                      |                      | <b>5</b>                 |
| <b>Ballpossession phases</b> | 9        | 18       | 27          | 21.1     | <b>11</b><br>NSH MD1    |                      |                      | <b>30</b><br>RBNY MD2    |
| <b>Passes</b>                | 5        | 9        | 14          | 9.9      | <b>6</b><br>NSH MD1     |                      |                      | <b>15</b><br>MTL MD6     |
| <b>Passing accuracy %</b>    | 60       | 56       | <b>57</b>   | 79       | <b>57</b>               |                      |                      | <b>100</b><br>STL MD5    |
| <b>Crosses</b>               | 0        | 0        | <b>0</b>    | 0.3      | <b>0</b>                |                      |                      | <b>1</b><br>ATL MD9      |
| <b>Clearances</b>            | 1        | 0        | <b>1</b>    | 0.3      | <b>0</b><br>ATL MD9     |                      |                      | <b>1</b>                 |
| <b>Aerial duels won</b>      | 0        | 0        | <b>0</b>    | 0.7      | <b>0</b>                |                      |                      | <b>3</b><br>RBNY MD2     |
| <b>Fouls committed</b>       | 0        | 0        | <b>0</b>    | 0.2      | <b>0</b>                |                      |                      | <b>1</b><br>RBNY MD2     |
| <b>Fouls suffered</b>        | 0        | 3        | 3           | 2.4      | <b>0</b><br>STL MD5     |                      |                      | <b>5</b><br>MTL MD6      |



### Tanner Beason (#4, Substitute)

|                       | 1st Half | 2nd Half | Full Match | ∅ Season |       | Above season average | Below season average |                   |
|-----------------------|----------|----------|------------|----------|-------|----------------------|----------------------|-------------------|
| Playing time          | 00:00    | 09:41    | 09:41      | 32:34    | 09:41 |                      |                      | 104:16<br>ATL MD8 |
| Goals                 | 0        | 0        | 0          | 0        | 0     |                      |                      | 0                 |
| Expected Goals        | 0        | 0        | 0          | 0        | 0     |                      |                      | 0.01<br>RBNY MD6  |
| Shots                 | 0        | 0        | 0          | 0        | 0     |                      |                      | 1<br>RBNY MD6     |
| Ballpossession phases | 0        | 1        | 1          | 84.3     | 1     |                      |                      | 72<br>NYC MD9     |
| Passes                | 0        | 0        | 0          | 67.7     | 0     |                      |                      | 56<br>NYC MD9     |
| Passing accuracy %    | 0        | 0        | 0          | 78       | 0     |                      |                      | 84<br>NYC MD9     |
| Crosses               | 0        | 0        | 0          | 1.4      | 0     |                      |                      | 1<br>NSH MD1      |
| Clearances            | 0        | 0        | 0          | 0        | 0     |                      |                      | 2<br>CLT MD10     |
| Aerial duels won      | 0        | 0        | 0          | 0        | 0     |                      |                      | 3<br>NYC MD9      |
| Fouls committed       | 0        | 0        | 0          | 0        | 0     |                      |                      | 2<br>ATL MD8      |
| Fouls suffered        | 0        | 0        | 0          | 1.4      | 0     |                      |                      | 1<br>NSH MD1      |



### Jackson Yueill (#14, Substitute)

|                              | 1st Half | 2nd Half | Full Match | ∅ Season |                  | Above season average | Below season average |
|------------------------------|----------|----------|------------|----------|------------------|----------------------|----------------------|
| <b>Playing time</b>          | 00:00    | 24:00    | 24:00      | 26:55    | 09:36<br>CIN MD4 |                      | 100:41<br>NYC MD4    |
| <b>Goals</b>                 | 0        | 0        | 0          | 0        | 0                |                      | 0                    |
| <b>Expected Goals</b>        | 0        | 0        | 0          | 0        | 0                |                      | 0.03<br>NSH MD1      |
| <b>Shots</b>                 | 0        | 0        | 0          | 0        | 0                |                      | 2<br>NSH MD1         |
| <b>Ballpossession phases</b> | 0        | 5        | 5          | 45.7     | 4<br>MTL MD6     |                      | 75<br>NYC MD4        |
| <b>Passes</b>                | 0        | 5        | 5          | 35.1     | 3<br>MTL MD6     |                      | 60<br>NSH MD1        |
| <b>Passing accuracy %</b>    | 0        | 100      | 100        | 92       | 40<br>RBNY MD2   |                      | 100                  |
| <b>Crosses</b>               | 0        | 0        | 0          | 1.1      | 0                |                      | 2<br>RBNY MD2        |
| <b>Clearances</b>            | 0        | 0        | 0          | 0        | 0                |                      | 1<br>PHI MD3         |
| <b>Aerial duels won</b>      | 0        | 0        | 0          | 0.6      | 0                |                      | 1<br>RBNY MD2        |
| <b>Fouls committed</b>       | 0        | 0        | 0          | 2.2      | 0                |                      | 2<br>STL MD5         |
| <b>Fouls suffered</b>        | 0        | 0        | 0          | 0.6      | 0                |                      | 1<br>RBNY MD2        |



Luca Langoni (#41, Substitute)

|                       | 1st Half | 2nd Half | Full Match | ∅ Season |                  | Above season average | Below season average |                    |
|-----------------------|----------|----------|------------|----------|------------------|----------------------|----------------------|--------------------|
| Playing time          | 00:00    | 49:39    | 49:39      | 69:07    | 15:16<br>NYC MD9 |                      |                      | 100:33<br>RBNY MD6 |
| Goals                 | 0        | 0        | 0          | 0.1      | 0                |                      |                      | 1<br>MTL MD6       |
| Expected Goals        | 0        | 0.18     | 0.18       | 0.13     | 0<br>CIN MD4     |                      |                      | 0.47<br>MTL MD6    |
| Shots                 | 0        | 3        | 3          | 1.7      | 0<br>CIN MD4     |                      |                      | 3                  |
| Ballpossession phases | 0        | 16       | 16         | 39.6     | 8<br>NYC MD9     |                      |                      | 54<br>CLB MD8      |
| Passes                | 0        | 5        | 5          | 23.4     | 4<br>NYC MD9     |                      |                      | 30<br>CLB MD8      |
| Passing accuracy %    | 0        | 80       | 80         | 81       | 38<br>RBNY MD2   |                      |                      | 100<br>CLT MD10    |
| Crosses               | 0        | 0        | 0          | 2.5      | 0                |                      |                      | 6<br>CLB MD8       |
| Clearances            | 0        | 2        | 2          | 0.6      | 0<br>ATL MD9     |                      |                      | 2                  |
| Aerial duels won      | 0        | 0        | 0          | 0.3      | 0                |                      |                      | 1<br>CLB MD8       |
| Fouls committed       | 0        | 1        | 1          | 0.7      | 0<br>CLB MD8     |                      |                      | 3<br>CIN MD7       |
| Fouls suffered        | 0        | 0        | 0          | 0.7      | 0                |                      |                      | 2<br>RBNY MD2      |



### Diego Fagúndez (#77, Substitute)

|                       | 1st Half | 2nd Half | Full Match | ∅ Season |               | Above season average | Below season average |                 |
|-----------------------|----------|----------|------------|----------|---------------|----------------------|----------------------|-----------------|
| Playing time          | 00:00    | 06:28    | 06:28      | 18:23    | 06:28         |                      |                      | 70:27<br>LA MD2 |
| Goals                 | 0        | 0        | 0          | 0        | 0             |                      |                      | 0               |
| Expected Goals        | 0        | 0        | 0          | 0        | 0             |                      |                      | 0               |
| Shots                 | 0        | 0        | 0          | 0        | 0             |                      |                      | 0               |
| Ballpossession phases | 0        | 3        | 3          | 46       | 3             |                      |                      | 29<br>LA MD2    |
| Passes                | 0        | 2        | 2          | 32.3     | 2             |                      |                      | 21<br>LA MD2    |
| Passing accuracy %    | 0        | 100      | 100        | 91       | 75<br>CLB MD8 |                      |                      | 100             |
| Crosses               | 0        | 0        | 0          | 1        | 0             |                      |                      | 1<br>ATL MD9    |
| Clearances            | 0        | 0        | 0          | 2        | 0             |                      |                      | 2<br>ATL MD9    |
| Aerial duels won      | 0        | 0        | 0          | 0        | 0             |                      |                      | 0               |
| Fouls committed       | 0        | 0        | 0          | 1        | 0             |                      |                      | 1<br>CIN MD4    |
| Fouls suffered        | 0        | 0        | 0          | 1        | 0             |                      |                      | 1<br>STL MD5    |