





Match Report

Major League Soccer - Regular Season | 2026 | Matchday 5 | Saturday 21.03.2026, 20:30

Energizer Park

	3 1	
St. Louis CITY SC		New England Revolution

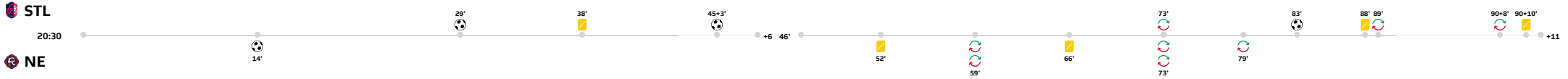




Match Overview

Major League Soccer - Regular Season | 2026 | Matchday 5 | St. Louis CITY SC - New England Revolution 3:1

Actions



Lineups & Team Stats

- 1 R. Bürki 90'+10
- 99 J. Orozco 88' 90'+8
- 20 R. Santos 38'
- 32 T. Baumgartl
- 21 D. Polvara 89'
- 8 C. Durkin 45'+3
- 24 D. Edelman
- 6 C. Wallem
- 11 S. Becher 29'
- 12 C. Pompeu 73'
- 17 M. Hartel 83'
- 39 B. Lundt
- 4 M. Fall 90'+8
- 5 L. MacNaughton 89'
- 14 T. Totland
- 16 S. Córdova 73'
- 28 M. Perez
- 59 M. Joyner
- 77 J. Sang-bin
- 80 B. McSorley

St. Louis CITY SC

New England Revolution

St. Louis CITY SC	New England Revolution
3	1
1.46	1.71
9	7
45	55
463	507
86	88
6	3
11	10
125.2	121
482	497

Referee: Sergii Boiko
 Assistants: Nick Uranga, Jeffrey Greeson
 4th Official: Muhammad Hassan
 Video Assistant: Edvin Jurisevic

- M. Turner 30
- 73' W. Sands 23
- 66' M. Fofana 2
- 52' B. Ceballos 3
- 14' I. Feingold 12
- 73' B. Raines 21
- M. Polster 8
- 73' C. Gil 10
- 59' L. Langoni 41
- A. Yusuf 80
- 59' D. Turgeman 11
- J. Gunn 73
- T. Beason 4
- K. Hughes 5
- 59' G. Yow 7
- 79' 59' L. Campana 9
- 79' J. Yueill 14
- E. Kohler 22
- 73' P. Miller 25
- 73' D. Fagúndez 77



Team Home:Events



Stats

	1st Half	2nd Half	90min Average	Full Match	∅ Season	∅ League	Top Player			
Goals	2	1		3	0.7	1.3	1. C. Durkin 1	S. Becher 1	M. Hartel 1	
Shots	5	4		9	12.3	11.1	1. M. Hartel 3	2. R. Santos 2	3. C. Durkin 1	+3
Expected Goals	1.26	0.2		1.46	1.3	1.47	1. C. Durkin 0.45	S. Becher 0.45	3. C. Wallem 0.31	
Shots at goal within the box	4			4	8	7.3	1. C. Durkin 1	S. Becher 1	R. Santos 1	+1
Sitters	1			1	0.7	0.8	1. C. Durkin 1			
Ballpossession phases	338	253		591	582	561.5	1. T. Baumgartl 76	2. J. Orozco 74	3. D. Polvara 73	
Passes	273	178		451	437.1	408.9	1. T. Baumgartl 71	2. J. Orozco 69	3. D. Polvara 66	
Passing accuracy %	88	84		86	86.1	84.7	1. D. Edelman 97	2. T. Baumgartl 93	3. J. Orozco 89	+1
Crosses	7	3		10	10.9	6.4	1. R. Santos 4	2. C. Pompeu 3	C. Wallem 3	
Clearances	2			2	4.5	6.5	1. R. Santos 1	C. Wallem 1		
Aerial duels won	0	0		0	9.8	9.5				
Fouls committed	6	5		11	10.1	11.2	1. S. Becher 5	2. C. Durkin 2	J. Orozco 2	
Fouls suffered	1	9		10	8.3	10.8	1. C. Wallem 3	2. C. Durkin 2	D. Edelman 2	+1



Roman Bürki (#1, GK)

	1st Half	2nd Half	Full Match	∅ Season		■ Above season average	□ Below season average
Playing time	50:05	55:09	105:15	99:29	94:44 COL MD1		106:03 LA MD5
Goals	0	0	0	0	0		0
Expected Goals	0	0	0	0	0		0
Shots	0	0	0	0	0		0
Ballpossession phases	14	19	33	27.9	21 ATX MD4		47 SD MD2
Passes	12	12	24	17.4	13 ATX MD4		25 COL MD1
Passing accuracy %	83	83	83	83	50 RSL MD2		100 LAFC MD4
Crosses	0	0	0	0	0		0
Clearances	0	0	0	0	0		2 RSL MD2
Aerial duels won	0	0	0	0	0		1 LA MD3
Fouls committed	0	0	0	0	0		0
Fouls suffered	0	0	0	0.2	0		1 SD MD2



Jaziel Orozco (#99, RCB)

	1st Half	2nd Half	Full Match	∅ Season		■ Above season average	□ Below season average	
Playing time	50:05	52:21	102:27	99:02	96:01 SD MD2			99:18 SEA MD3
Goals	0	0	0	0	0			0
Expected Goals	0	0	0	0.02	0			0.1 LAFC MD4
Shots	0	0	0	0.4	0			1 LAFC MD4
Ballpossession phases	47	27	74	70.5	60 CLT MD1			99 SEA MD3
Passes	44	24	68	60.5	50 CLT MD1			80 SEA MD3
Passing accuracy %	95	79	90	91	84 CLT MD1			96 SEA MD3
Crosses	0	0	0	0	0			0
Clearances	0	0	0	1.1	0			3 SEA MD3
Aerial duels won	0	0	0	1.8	0			4 SEA MD3
Fouls committed	1	1	2	1.6	0 SD MD2			3 CLT MD1
Fouls suffered	0	0	0	0.5	0			3 CLT MD1



Rafael Santos (#20, RB)

	1st Half	2nd Half	Full Match	∅ Season		■ Above season average	□ Below season average	
Playing time	50:05	55:09	105:15	85:24	45:56 SD MD2			99:18 SEA MD3
Goals	0	0	0	0	0			0
Expected Goals	0.05	0	0.05	0.04	0 SEA MD3			0.12 CLT MD1
Shots	2	0	2	1.3	0 SEA MD3			3 CLT MD1
Ballpossession phases	27	20	47	55.4	19 SD MD2			78 SEA MD3
Passes	14	10	24	32.9	14 SD MD2			46 SEA MD3
Passing accuracy %	71	90	79	75	62 CLT MD1			85 LAFC MD4
Crosses	2	2	4	5.5	1 SD MD2			9 CLT MD1
Clearances	0	1	1	0.4	0 LAFC MD4			1
Aerial duels won	0	0	0	0.6	0			2 SEA MD3
Fouls committed	1	0	1	1.1	0 LAFC MD4			2 CLT MD1
Fouls suffered	0	0	0	0.6	0			2 LAFC MD4



Timo Baumgartl (#32, LCB)

	1st Half	2nd Half	Full Match	∅ Season		■ Above season average	□ Below season average	
Playing time	50:05	55:09	105:15	99:29	12:08 LA MD3			99:18 SEA MD3
Goals	0	0	0	0	0			0
Expected Goals	0	0	0	0	0			0
Shots	0	0	0	0	0			0
Ballpossession phases	41	35	76	75.6	1 LA MD3			98 SEA MD3
Passes	33	29	62	60.8	0 LA MD3			80 SEA MD3
Passing accuracy %	94	93	94	92	0 LA MD3			99 LAFC MD4
Crosses	0	0	0	0	0			0
Clearances	0	0	0	1.1	1 LAFC MD4			2 SEA MD3
Aerial duels won	0	0	0	0.5	0			2 LAFC MD4
Fouls committed	0	0	0	0.7	0			2 SEA MD3
Fouls suffered	0	0	0	0.2	0			1 SEA MD3



Dante Polvara (#21, LB)

	1st Half	2nd Half	Full Match	∅ Season		■ Above season average	□ Below season average	
Playing time	50:05	43:17	93:22	94:26	84:20 CLT MD1			99:18 SEA MD3
Goals	0	0	0	0	0			0
Expected Goals	0	0	0	0.02	0			0.08 SEA MD3
Shots	0	0	0	0.6	0			2 SEA MD3
Ballpossession phases	50	23	73	74	54 SD MD2			109 SEA MD3
Passes	44	21	65	63.3	41 SD MD2			91 SEA MD3
Passing accuracy %	93	76	88	88	84 CLT MD1			93 SEA MD3
Crosses	0	0	0	0	0			0
Clearances	0	0	0	1	1 LAFC MD4			2 SD MD2
Aerial duels won	0	0	0	1.5	1 LAFC MD4			5 SEA MD3
Fouls committed	0	0	0	0.6	0			2 SD MD2
Fouls suffered	0	0	0	0.6	0			1 LAFC MD4



Chris Durkin (#8, HLM)

	1st Half	2nd Half	Full Match	∅ Season		■ Above season average	□ Below season average
Playing time	50:05	55:09	105:15	96:38	16:55 RSL MD2		
							105:15 LA MD5
Goals	1	0	1	0.2	0 LAFC MD4		
							1 0
Expected Goals	0.45	0	0.45	0.21	0 SD MD2		
							0.4 SEA MD3
Shots	1	0	1	1.3	0 SD MD2		
						1	3 CLT MD1
Ballpossession phases	28	20	48	54.2	3 RSL MD2		
							48 73 SEA MD3
Passes	23	15	38	43.2	2 RSL MD2		
							38 56 SEA MD3
Passing accuracy %	83	93	87	86	62 SD MD2		
							87 100 RSL MD2
Crosses	0	0	0	0.7	0		
							2 SEA MD3
Clearances	0	0	0	0.2	0		
							4 LA MD5
Aerial duels won	0	0	0	1.5	0		
							3 SEA MD3
Fouls committed	1	1	2	2	0 RSL MD2		
							2 5 LA MD5
Fouls suffered	0	2	2	0.7	0 SEA MD3		
							2 3 NYC MD3



Daniel Edelman (#24, CM)

	1st Half	2nd Half	Full Match	∅ Season		■ Above season average	□ Below season average	
Playing time	50:05	55:09	105:15	96:12	82:44 LAFC MD4			99:18 SEA MD3
Goals	0	0	0	0	0			0
Expected Goals	0	0	0	0	0			0
Shots	0	0	0	0	0			0
Ballpossession phases	33	21	54	53.9	43 SD MD2			66 CLT MD1
Passes	29	17	46	44.5	38 SD MD2			54 SEA MD3
Passing accuracy %	97	100	98	90	83 CLT MD1			96 SEA MD3
Crosses	0	0	0	0.4	0			1 SEA MD3
Clearances	0	0	0	0	0			0
Aerial duels won	0	0	0	0.7	0			2 LAFC MD4
Fouls committed	0	0	0	0.2	0			1 SD MD2
Fouls suffered	0	2	2	1.7	1 LAFC MD4			3 SD MD2



Conrad Wallem (#6, HRM)

	1st Half	2nd Half	Full Match	∅ Season		■ Above season average	□ Below season average
Playing time	50:05	55:09	105:15	96:15	14:06 COL MD1		
Goals	0	0	0	0	0		
Expected Goals	0.31	0	0.31	0.12	0 SD MD2		
Shots	1	0	1	0.7	0 SD MD2	1	3 SEA MD4
Ballpossession phases	30	25	55	54.2	7 COL MD1	55	68 SEA MD3
Passes	18	11	29	35.9	5 COL MD1	29	50 SEA MD3
Passing accuracy %	89	91	90	84	64 PHI MD5	90	94 SEA MD3
Crosses	2	1	3	2.1	0 PHI MD5		
Clearances	0	1	1	0.6	0 L AFC MD4	1	2 SD MD2
Aerial duels won	0	0	0	0.7	0		
Fouls committed	1	0	1	1.3	0 SD MD2	1	3 CLT MD1
Fouls suffered	1	2	3	0.7	0 SEA MD3	3	4 PHI MD5



Simon Becher (#11, CF)

	1st Half	2nd Half	Full Match	Ø Season		■ Above season average	□ Below season average	
Playing time	50:05	55:09	105:15	84:17	32:55 LA MD3			94:01 CLT MD1
Goals	1	0	1	0.2	0 LAFC MD4			1
Expected Goals	0.45	0	0.45	0.4	0 SD MD2			1.05 COL MD1
Shots	1	0	1	2.6	0 SD MD2			5 CLT MD1
Ballpossession phases	14	17	31	31.6	12 LA MD3			37 CLT MD1
Passes	11	12	23	19.9	5 SEA MD4			26 CLT MD1
Passing accuracy %	73	75	74	74	48 PHI MD5			100 SEA MD4
Crosses	0	0	0	0	0			1 COL MD1
Clearances	0	0	0	0	0			1 SEA MD4
Aerial duels won	0	0	0	1.5	1 SEA MD3			4 LA MD3
Fouls committed	2	3	5	1.3	0 LAFC MD4			2 SD MD2
Fouls suffered	0	1	1	1.5	0 CLT MD1			4 LAFC MD4



Célio Pompeu (#12, RW)

	1st Half	2nd Half	Full Match	∅ Season		■ Above season average	□ Below season average	
Playing time	50:05	27:29	77:35	43:51	08:31 SD MD2			106:03 LA MD5
Goals	0	0	0	0	0			1 ATX MD4
Expected Goals	0	0.05	0.05	0.11	0 PHI MD5			0.32 NYC MD3
Shots	0	1	1	2.7	0 PHI MD5			3 ATX MD4
Ballpossession phases	29	9	38	43.1	4 SD MD2			49 LA MD5
Passes	22	6	28	29.4	1 SD MD2			32 LA MD5
Passing accuracy %	68	100	75	74	53 RSL MD2			100 SD MD2
Crosses	3	0	3	2.7	0 SD MD2			5 ATX MD4
Clearances	0	0	0	0	0			1 PHI MD5
Aerial duels won	0	0	0	0	0			0
Fouls committed	0	0	0	0	0			3 RSL MD2
Fouls suffered	0	0	0	1.4	0			2 SD MD2



Marcel Hartel (#17, LW)

	1st Half	2nd Half	Full Match	∅ Season		■ Above season average	□ Below season average
Playing time	50:05	55:09	105:15	100:21	87:29 SD MD2		
Goals	0	1	1	0.4	0 LAFC MD4		
Expected Goals	0	0.15	0.15	0.26	0 SD MD2		
Shots	0	3	3	3.4	0 SD MD2		
Ballpossession phases	25	16	41	54.7	27 SD MD2		
Passes	23	8	31	39.5	20 SD MD2		
Passing accuracy %	87	75	84	85	70 SD MD2		
Crosses	0	0	0	0.7	0		
Clearances	0	0	0	0	0		
Aerial duels won	0	0	0	0.4	0		
Fouls committed	0	0	0	0.4	0		
Fouls suffered	0	0	0	0.2	0		



Mbacke Fall (#4, Substitute)

	1st Half	2nd Half	Full Match	∅ Season		■ Above season average	□ Below season average	
Playing time	00:00	02:48	02:48	02:18	00:00			00:00 02:48
Goals	0	0	0	0	0			0
Expected Goals	0	0	0	0	0			0
Shots	0	0	0	0	0			0
Ballpossession phases	0	0	0	0	0			0
Passes	0	0	0	0	0			0
Passing accuracy %	0	0	0	NaN	0			0
Crosses	0	0	0	0	0			0
Clearances	0	0	0	0	0			0
Aerial duels won	0	0	0	0	0			0
Fouls committed	0	0	0	0	0			0
Fouls suffered	0	0	0	0	0			0



Lukas MacNaughton (#5, Substitute)

	1st Half	2nd Half	Full Match	∅ Season		■ Above season average	□ Below season average
Playing time	00:00	11:52	11:52	16:21	13:54 CLT MD1		
Goals	0	0	0	0	0		
Expected Goals	0	0	0	0	0		
Shots	0	0	0	0	0		
Ballpossession phases	0	6	6	73.3	16 CLT MD1		
Passes	0	5	5	64.2	0 SD MD2		
Passing accuracy %	0	80	80	83	80		
Crosses	0	0	0	0	0		
Clearances	0	0	0	1.8	0		
Aerial duels won	0	0	0	1.8	0		
Fouls committed	0	0	0	0	0		
Fouls suffered	0	0	0	0	0		



Sergio Córdova (#16, Substitute)

	1st Half	2nd Half	Full Match	∅ Season		■ Above season average	□ Below season average	
Playing time	00:00	27:40	27:40	40:11	40:18 SEA MD3			27:40 LAFc MD4
Goals	0	0	0	0	0			0
Expected Goals	0	0	0	0.04	0			0.05 LAFc MD4
Shots	0	0	0	0.7	0			1 LAFc MD4
Ballpossession phases	0	15	15	32.8	13 SEA MD3			16 LAFc MD4
Passes	0	8	8	17.9	7 SEA MD3			9 LAFc MD4
Passing accuracy %	0	38	38	71	86 SEA MD3			89 LAFc MD4
Crosses	0	0	0	1.5	0			1 LAFc MD4
Clearances	0	0	0	0	0			0
Aerial duels won	0	0	0	1.5	0			1 LAFc MD4
Fouls committed	0	0	0	1.5	0			1 LAFc MD4
Fouls suffered	0	2	2	1.5	0 LAFc MD4			0



Team Guest:Events

Major League Soccer - Regular Season | 2026 | Matchday 5 | St. Louis CITY SC - New England Revolution 3:1

Stats

	1st Half	2nd Half	90min Average	Full Match	∅ Season	∅ League	Top Player						
Goals	1			1	1.8	1.3	1.	I. Feingold 1					
Shots	4	3		7	7.6	11.1	1.	I. Feingold 2	2.	D. Turgeman 2	3.	C. Gil 1	+2
Expected Goals	1.41	0.29		1.71	1.18	1.47	1.	I. Feingold 1.28	2.	P. Miller 0.18	3.	D. Turgeman 0.14	
Shots at goal within the box	3	2		5	6	7.3	1.	I. Feingold 2	2.	P. Miller 1		L. Langoni 1	+1
Sitters	1			1	0.4	0.8	1.	I. Feingold 1					
Ballpossession phases	313	331		644	540	561.5	1.	M. Polster 82	2.	C. Gil 81	3.	I. Feingold 70	
Passes	234	261		495	394.6	408.9	1.	M. Polster 70	2.	C. Gil 62	3.	M. Fofana 59	
Passing accuracy %	85	90		88	86.4	84.7	1.	D. Fagúndez 100		L. Campana 100		J. Yueill 100	+1
Crosses	5			5	6.2	6.4	1.	C. Gil 3	2.	P. Miller 1		L. Langoni 1	
Clearances	2	2		4	7.1	6.5	1.	M. Polster 1		M. Fofana 1		B. Ceballos 1	+1
Aerial duels won	0	0		0	4.9	9.5							
Fouls committed	1	10		11	12.4	11.2	1.	P. Miller 3	2.	B. Raines 2		J. Yueill 2	+1
Fouls suffered	6	5		11	12.2	10.8	1.	C. Gil 4	2.	A. Yusuf 2	3.	D. Fagúndez 1	+4



Matt Turner (#30, GK)

	1st Half	2nd Half	Full Match	∅ Season		Above season average	Below season average	
Playing time	50:05	55:09	105:15	101:15	95:24 RBNY MD2			103:40 CIN MD4
Goals	0	0	0	0	0			0
Expected Goals	0	0	0	0	0			0
Shots	0	0	0	0	0			0
Ballpossession phases	24	21	45	29.8	22 NSH MD1			38 CIN MD4
Passes	12	14	26	15.8	11 RBNY MD2			23 CIN MD4
Passing accuracy %	75	71	73	76	70 CIN MD4			83 NSH MD1
Crosses	0	0	0	0	0			0
Clearances	0	0	0	0.2	0			1 NSH MD1
Aerial duels won	0	0	0	0	0			0
Fouls committed	0	0	0	0	0			0
Fouls suffered	1	0	1	0.2	0 CIN MD4			0 1



Will Sands (#23, LB)

	1st Half	2nd Half	Full Match	∅ Season		Above season average	Below season average	
Playing time	50:05	28:59	79:05	80:39	38:07 CLB MD2			103:40 CIN MD4
Goals	0	0	0	0	0			0
Expected Goals	0	0	0	0.03	0			0.1 CIN MD4
Shots	0	0	0	0.6	0			2 CIN MD4
Ballpossession phases	29	14	43	46.3	20 CLB MD2			66 NYC MD4
Passes	21	10	31	29.6	13 CLB MD2			48 NYC MD4
Passing accuracy %	81	90	84	86	71 RBNY MD2			95 NSH MD1
Crosses	0	0	0	0.6	0			3 NYC MD4
Clearances	0	0	0	1.4	0			4 RBNY MD2
Aerial duels won	0	0	0	0.6	0			3 NYC MD4
Fouls committed	0	0	0	0.6	0			3 PHI MD3
Fouls suffered	0	0	0	0.8	0			2 RBNY MD2



Mamadou Fofana (#2, LCB)

	1st Half	2nd Half	Full Match	∅ Season		Above season average	Below season average
Playing time	50:05	55:09	105:15	101:16	92:59 NSH MD1		
Goals	0	0	0	0	0		
Expected Goals	0	0	0	0	0		
Shots	0	0	0	0	0		
Ballpossession phases	31	34	65	56.9	44 RBNY MD2	65	84 CIN MD4
Passes	27	32	59	45.6	28 RBNY MD2	59	68 CIN MD4
Passing accuracy %	89	91	90	88	75 RBNY MD2	90	93 CLB MD2
Crosses	0	0	0	0	0		
Clearances	1	0	1	2.1	0 CLB MD2	1	5 RBNY MD2
Aerial duels won	0	0	0	0.6	0		
Fouls committed	0	2	2	0.6	0 CIN MD4		
Fouls suffered	0	1	1	0	0 CIN MD4		



Brayan Ceballos (#3, RCB)

	1st Half	2nd Half	Full Match	∅ Season		Above season average	Below season average
Playing time	50:05	55:09	105:15	101:16	92:59 NSH MD1	105:15 PHI MD3	
Goals	0	0	0	0.6	0	2 CIN MD4	
Expected Goals	0	0	0	0.17	0	0.56 CIN MD4	
Shots	0	0	0	0.6	0	2 CIN MD4	
Ballpossession phases	28	36	64	57.2	47 RBNY MD2	64 82 CIN MD4	
Passes	25	32	57	48.3	35 RBNY MD2	57 71 CIN MD4	
Passing accuracy %	88	91	89	88	70 NYC MD4	89 93 CIN MD4	
Crosses	0	0	0	0	0	0	
Clearances	0	1	1	1.2	1	4 NYC MD4	
Aerial duels won	0	0	0	1.5	0	3 CIN MD4	
Fouls committed	0	0	0	1.5	0	3 CIN MD4	
Fouls suffered	0	1	1	0.9	0 NYC MD4	1	



Ilay Feingold (#12, RB)

	1st Half	2nd Half	Full Match	∅ Season		Above season average	Below season average
Playing time	50:05	55:09	105:15	73:00	12:50 NSH MD1	105:15 PHI MD3	
Goals	1	0	1	0.3	0 CIN MD4	1 0	
Expected Goals	1.28	0	1.28	0.52	0 RBNY MD2	0.39 NSH MD1	
Shots	2	0	2	1.2	0 RBNY MD2	1 CIN MD4	
Ballpossession phases	36	34	70	64.1	10 NSH MD1	70 PHI MD3	
Passes	24	27	51	41	6 NYC MD4	51 PHI MD3	
Passing accuracy %	88	89	88	88	67 NYC MD4	88 NSH MD1	
Crosses	0	0	0	1.2	0	3 PHI MD3	
Clearances	0	0	0	0.6	0	2 RBNY MD2	
Aerial duels won	0	0	0	0.3	0	2 NSH MD1	
Fouls committed	0	0	0	0.3	0	1 RBNY MD2	
Fouls suffered	0	1	1	1.8	0 NSH MD1	1 NSH MD1	



Brooklyn Raines (#21, LDM)

	1st Half	2nd Half	Full Match	∅ Season		Above season average	Below season average	
Playing time	50:05	27:31	77:37	91:15	82:34 RBNY MD2			103:40 CIN MD4 77:37
Goals	0	0	0	0	0			0
Expected Goals	0	0	0	0	0			0
Shots	0	0	0	0	0			0
Ballpossession phases	31	19	50	50.3	26 RBNY MD2		50	72 NSH MD1
Passes	25	16	41	41.2	18 RBNY MD2		41	60 NSH MD1
Passing accuracy %	84	100	90	92	88 CIN MD4		90	97 NSH MD1
Crosses	0	0	0	0	0			0
Clearances	0	0	0	1	1 CIN MD4			2 RBNY MD2
Aerial duels won	0	0	0	0	0			0
Fouls committed	1	1	2	3.2	3 CIN MD4			5 2 RBNY MD2
Fouls suffered	0	0	0	1.5	1 RBNY MD2			3 NSH MD1



Matt Polster (#8, RDM)

	1st Half	2nd Half	Full Match	∅ Season		Above season average	Below season average
Playing time	50:05	55:09	105:15	87:25	64:48 RBNY MD2		99:38 TOR MD3
Goals	0	0	0	0	0		0
Expected Goals	0	0	0	0.04	0		0.14 CIN MD4
Shots	0	0	0	0.3	0		2 TOR MD3
Ballpossession phases	36	46	82	63.6	19 RBNY MD2		82 88 CIN MD4
Passes	26	41	67	51.7	15 RBNY MD2		67 76 TOR MD3
Passing accuracy %	81	93	88	88	47 RBNY MD2		88 94 NYC MD4
Crosses	0	0	0	0.3	0		1 NSH MD1
Clearances	1	0	1	0.8	0 NSH MD1		1
Aerial duels won	0	0	0	0.3	0		2 TOR MD3
Fouls committed	0	0	0	1.5	0		4 RBNY MD2
Fouls suffered	0	0	0	0.5	0		1 CIN MD4



Carles Gil (#10, CAM)

	1st Half	2nd Half	Full Match	∅ Season		Above season average	Below season average	
Playing time	50:05	55:09	105:15	98:51	92:59 NSH MD1			105:57 PHI MD3
Goals	0	0	0	0	0			1 ATL MD4
Expected Goals	0	0.07	0.07	0.15	0 RBNY MD2			0.58 CIN MD4
Shots	0	1	1	1.4	0 RBNY MD2			5 CIN MD4
Ballpossession phases	41	40	81	66	46 ATL MD4			97 CIN MD5
Passes	31	26	57	51.2	35 ATL MD4			79 CIN MD5
Passing accuracy %	84	96	89	84	65 RBNY MD2			88 CIN MD4
Crosses	0	3	3	1.6	0 CIN MD4			4 NYC MD4
Clearances	0	0	0	0	0			0
Aerial duels won	0	0	0	0	0			1 PHI MD3
Fouls committed	0	0	0	0.5	0			1 CIN MD4
Fouls suffered	4	0	4	2.3	1 RBNY MD2			5 PHI MD3



Luca Langoni (#41, RW)

	1st Half	2nd Half	Full Match	∅ Season		Above season average	Below season average	
Playing time	50:05	13:26	63:32	60:18	26:26 NYC MD4			78:59 CIN MD4
Goals	0	0	0	0	0			0
Expected Goals	0	0.05	0.05	0.02	0 CIN MD4			0.04 PHI MD3
Shots	0	1	1	0.4	0 CIN MD4			2 PHI MD3
Ballpossession phases	15	3	18	35.1	10 NYC MD4			39 CIN MD4
Passes	11	1	12	23.5	4 NYC MD4			30 CIN MD4
Passing accuracy %	73	0	67	80	38 RBNY MD2			100 NYC MD4
Crosses	0	1	1	2.2	0 RBNY MD2			4 NSH MD1
Clearances	0	0	0	0.4	0			2 PHI MD3
Aerial duels won	0	0	0	0.4	0			1 RBNY MD2
Fouls committed	0	0	0	0.4	0			1 CIN MD4
Fouls suffered	0	0	0	1.1	0			2 RBNY MD2



Alhassan Yusuf (#80, LW)

	1st Half	2nd Half	Full Match	∅ Season		Above season average	Below season average	
Playing time	50:05	55:09	105:15	60:33	12:51 NSH MD1			105:57 PHI MD3
Goals	0	0	0	0.4	0			1 CIN MD4
Expected Goals	0	0	0	0.18	0			0.42 CIN MD4
Shots	0	0	0	1.1	0			2 RBNY MD2
Ballpossession phases	28	29	57	51.6	14 RBNY MD2			84 NSH MD1
Passes	24	25	49	42.4	8 RBNY MD2			67 NSH MD1
Passing accuracy %	92	92	92	90	75 RBNY MD2			94 NSH MD1
Crosses	0	0	0	0.4	0			1 RBNY MD2
Clearances	0	0	0	0	0			1 PHI MD3
Aerial duels won	0	0	0	0.4	0			3 PHI MD3
Fouls committed	0	1	1	1.5	0 RBNY MD2			6 CLB MD2
Fouls suffered	1	1	2	1.5	0 NSH MD1			2



Dor Turgeman (#11, CF)

	1st Half	2nd Half	Full Match	∅ Season		Above season average	Below season average	
Playing time	50:05	13:24	63:29	82:29	67:22 NSH MD1			103:40 CIN MD4
Goals	0	0	0	0.3	0			1 CIN MD4
Expected Goals	0.14	0	0.14	0.11	0 NSH MD1			0.16 CIN MD4
Shots	2	0	2	1.4	0 NSH MD1			2
Ballpossession phases	14	1	15	23.2	11 NSH MD1			30 RBNY MD2
Passes	8	0	8	9.8	6 NSH MD1			14 CIN MD4
Passing accuracy %	100	0	100	92	83 NSH MD1			93 CIN MD4
Crosses	0	0	0	0.5	0			1 CIN MD4
Clearances	0	1	1	0.3	0 CIN MD4			0 1
Aerial duels won	0	0	0	1.1	0			3 RBNY MD2
Fouls committed	0	0	0	0.5	0			1 RBNY MD2
Fouls suffered	0	0	0	1.9	1 NSH MD1			3 CIN MD4



Griffin Yow (#7, Substitute)

	1st Half	2nd Half	Full Match	Ø Season		Above season average	Below season average	
Playing time	00:00	41:43	41:43	55:45	24:40 CIN MD4			82:21 RBNY MD2
Goals	0	0	0	0.4	0			1 CIN MD4
Expected Goals	0	0	0	0.23	0			0.32 RBNY MD2
Shots	0	0	0	1.6	0			2 CIN MD4
Ballpossession phases	0	17	17	35.9	13 CIN MD4			32 NSH MD1
Passes	0	15	15	19.8	8 CIN MD4			16 NSH MD1
Passing accuracy %	0	73	73	79	75 CIN MD4			88 NSH MD1
Crosses	0	0	0	0.4	0			1 NSH MD1
Clearances	0	0	0	0.4	0			1 RBNY MD2
Aerial duels won	0	0	0	0	0			0
Fouls committed	0	1	1	2	1			2 NSH MD1
Fouls suffered	0	0	0	1.6	0			3 NSH MD1



Leo Campana (#9, Substitute)

	1st Half	2nd Half	Full Match	∅ Season		Above season average	Below season average	
Playing time	00:00	19:35	19:35	60:23	09:34 PHI MD3			103:53 CLB MD2
Goals	0	0	0	0.7	0			1 NSH MD1
Expected Goals	0	0	0	0.25	0.04 PHI MD3			0.35 NSH MD1
Shots	0	0	0	1.5	1 PHI MD3			2 NSH MD1
Ballpossession phases	0	2	2	24.6	1 PHI MD3			36 NSH MD1
Passes	0	2	2	17.1	0 PHI MD3			23 NSH MD1
Passing accuracy %	0	100	100	74	0 PHI MD3			78 NSH MD1
Crosses	0	0	0	0	0			1 CLB MD2
Clearances	0	0	0	0	0			2 NSH MD1
Aerial duels won	0	0	0	1.5	0			6 NSH MD1
Fouls committed	0	0	0	0	0			1 CLB MD2
Fouls suffered	0	0	0	0	0			0



Jackson Yueill (#14, Substitute)

	1st Half	2nd Half	Full Match	∅ Season		Above season average	Below season average
Playing time	00:00	22:10	22:10	20:37	09:36 CIN MD4		100:41 NYC MD4
Goals	0	0	0	0	0		0
Expected Goals	0	0	0	0	0		0.03 NSH MD1
Shots	0	0	0	0	0		2 NSH MD1
Ballpossession phases	0	9	9	50.9	8 CIN MD4		75 NYC MD4
Passes	0	9	9	32	5 RBNY MD2		60 NSH MD1
Passing accuracy %	0	100	100	86	40 RBNY MD2		100
Crosses	0	0	0	2.9	0		2 RBNY MD2
Clearances	0	0	0	0	0		1 PHI MD3
Aerial duels won	0	0	0	1.5	0		1 RBNY MD2
Fouls committed	0	2	2	4.4	0 CIN MD4		1 RBNY MD2
Fouls suffered	0	0	0	1.5	0		1 RBNY MD2



Peyton Miller (#25, Substitute)

	1st Half	2nd Half	Full Match	∅ Season		Above season average	Below season average
Playing time	00:00	27:38	27:38	19:30	00:00 CIN MD4		
Goals	0	0	0	2.3	0 CIN MD4		
Expected Goals	0	0.18	0.18	0.58	0 CIN MD4		
Shots	0	1	1	4.6	0 CIN MD4		
Ballpossession phases	0	15	15	39.2	0 CIN MD4		
Passes	0	5	5	16.1	0 CIN MD4		
Passing accuracy %	0	80	80	86	0 CIN MD4		
Crosses	0	1	1	0	0 CIN MD4		
Clearances	0	0	0	0	0 CIN MD4		
Aerial duels won	0	0	0	0	0 CIN MD4		
Fouls committed	0	3	3	6.9	0 CIN MD4		
Fouls suffered	0	0	0	0	0 CIN MD4		



Diego Fagúndez (#77, Substitute)

	1st Half	2nd Half	Full Match	∅ Season		Above season average	Below season average
Playing time	00:00	26:52	26:52	17:59	09:36 CIN MD4	26:52	96:53 LA MD3
Goals	0	0	0	0	0		0
Expected Goals	0	0	0	0	0		0.55 LA MD5
Shots	0	0	0	0	0		3 LA MD5
Ballpossession phases	0	11	11	47.5	9 CIN MD4	11	83 LA MD3
Passes	0	6	6	32.5	7 CIN MD4		63 LA MD3
Passing accuracy %	0	100	100	100	88 LA MD5		100
Crosses	0	0	0	0	0		1 LA MD3
Clearances	0	0	0	0	0		0
Aerial duels won	0	0	0	0	0		0
Fouls committed	0	0	0	2.5	0		1 CIN MD4
Fouls suffered	0	1	1	2.5	0 CIN MD4		1