





# Match Report

Major League Soccer - Regular Season | 2026 | Matchday 14 | Saturday 16.05.2026, 19:30

Gillette Stadium

	2   1	
<b>New England Revolution</b>		<b>Minnesota United FC</b>

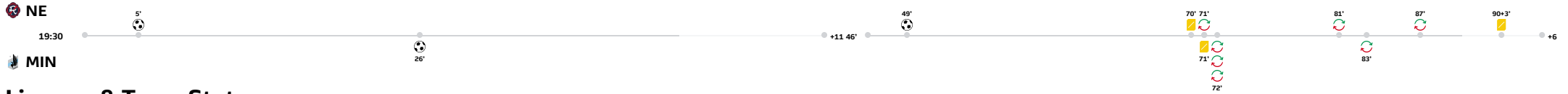




# Match Overview

Major League Soccer - Regular Season | 2026 | Matchday 14 | New England Revolution - Minnesota United FC 2:1

## Actions



## Lineups & Team Stats

- 30 M. Turner
- 23 W. Sands
- 22 E. Kohler
- 2 M. Fofana
- 3 B. Ceballos (81')
- 21 B. Raines (70')
- 10 C. Gil (5', 71')
- 80 A. Yusuf
- 25 P. Miller
- 41 L. Langoni (49', 71')
- 11 D. Turgeman (87')
- 33 D. Parisian
- 4 T. Beason (87')
- 7 G. Yow (90'+3', 81')
- 8 M. Polster (71')
- 14 J. Yueill
- 17 M. Zambrano
- 38 E. Klein
- 77 D. Fagúndez
- 88 A. Farrell

New England Revolution		Minnesota United FC					
Goals							
2			1				
xGoals							
1.97			2.49				
Shots							
12			14				
Possession (%)							
52			48				
Passes & Crosses							
390			470				
Passing accuracy (%)							
84			84				
Corners							
8			11				
Fouls							
11			12				
Distance Covered							
117.3			116.4				
High-Intensity Runs							
463			493				
Referee	Rosendo Mendoza	Assistants	Felisha Mariscal Andrew Bigelow	4th Official	Amin Hadzic	Video Assistant	Daniel Radford

- D. Callender 12
- (72') M. Boxall 15
- K. Duncan 3
- M. Duggan 23
- (72') (71') N. Romero 5
- W. Trapp 20
- J. Pereyra 26
- (83') N. Triantis 25
- A. Markanich 13
- T. Chancalay 8
- (72') (71') K. Yeboah 9
- A. Smir 1
- (72') D. Padelford 2
- D. Fitz 7
- (83') M. González 18
- B. Hlongwane 21
- D. Taylor 27
- (72') M. Dieng 29
- (72') O. Gene 30
- K. Chandler 33



## Stats

	1st Half	2nd Half	90min Average	Full Match	∅ Season	∅ League	Top Player			
Goals	1	1		2	1.5	1.4	1. C. Gil 10 <b>1</b>	L. Langoni 41 <b>1</b>		
Shots	7	5		12	9.2	11.6	1. P. Miller 25 <b>4</b>	2. D. Turgeman 11 <b>3</b>	3. L. Langoni 41 <b>2</b>	
Expected Goals	1.47	0.5		1.97	1.33	1.47	1. C. Gil 10 <b>0.77</b>	2. L. Langoni 41 <b>0.49</b>	3. P. Miller 25 <b>0.31</b>	
Shots at goal within the box	5	4		9	6.4	7.7	1. P. Miller 25 <b>3</b>	2. L. Langoni 41 <b>2</b>	D. Turgeman 11 <b>2</b>	
Sitters	1			1	0.6	0.8	1. C. Gil 10 <b>1</b>			
Ballpossession phases	264	268		532	547.4	555.2	1. C. Gil 10 <b>71</b>	2. A. Yusuf 80 <b>53</b>	B. Ceballos 3 <b>53</b>	
Passes	186	192		378	395.6	403.7	1. C. Gil 10 <b>54</b>	2. M. Fofana 2 <b>48</b>	3. A. Yusuf 80 <b>47</b>	
Passing accuracy %	87	80		84	87.1	85.1	1. B. Raines 21 <b>100</b>	T. Beason 4 <b>100</b>	G. Yow 7 <b>100</b>	
Crosses	4	1		5	6.3	6.2	1. C. Gil 10 <b>2</b>	P. Miller 25 <b>2</b>	3. D. Turgeman 11 <b>1</b>	
Clearances	8	11		19	10.1	6.4	1. W. Sands 23 <b>3</b>	2. T. Beason 4 <b>2</b>	E. Kohler 22 <b>2</b>	+3
Aerial duels won	0	0		0	7.2	9.7				
Fouls committed	8	3		11	9.9	11	1. B. Raines 21 <b>3</b>	2. A. Yusuf 80 <b>2</b>	3. W. Sands 23 <b>1</b>	+5
Fouls suffered	3	8		11	12.2	10.5	1. W. Sands 23 <b>3</b>	2. C. Gil 10 <b>2</b>	3. B. Raines 21 <b>1</b>	+5



### Matt Turner (#30, GK)

	1st Half	2nd Half	Full Match	∅ Season		■ Above season average	□ Below season average
<b>Playing time</b>	55:25	49:44	105:10	101:08	<b>95:24</b> RBNY MD2		
<b>Goals</b>	0	0	0	0	<b>0</b>		
<b>Expected Goals</b>	0	0	0	0	<b>0</b>		
<b>Shots</b>	0	0	0	0	<b>0</b>		
<b>Ballpossession phases</b>	20	27	47	35.1	<b>22</b> NSH MD1		
<b>Passes</b>	10	9	19	20.1	<b>11</b> RBNY MD2		
<b>Passing accuracy %</b>	60	44	53	76	<b>37</b> MIA MD10		
<b>Crosses</b>	0	0	0	0	<b>0</b>		
<b>Clearances</b>	0	1	<b>1</b>	0.2	<b>0</b> PHI MD12		
<b>Aerial duels won</b>	0	0	<b>0</b>	0.1	<b>0</b>		
<b>Fouls committed</b>	0	0	0	0	<b>0</b>		
<b>Fouls suffered</b>	0	1	<b>1</b>	0.3	<b>0</b> PHI MD12		



Will Sands (#23, LB)

	1st Half	2nd Half	Full Match	∅ Season		■ Above season average	□ Below season average
Playing time	55:25	49:44	105:10	94:37	14:58 ORL MD12		
Goals	0	0	0	0.1	0		
Expected Goals	0.02	0	0.02	0.08	0 NSH MD13		
Shots	1	0	1	0.6	0 NSH MD13		
Ballpossession phases	23	18	41	49.5	5 ORL MD12		
Passes	15	11	26	33.1	4 ORL MD12		
Passing accuracy %	80	73	77	83	63 MTL MD6		
Crosses	0	0	0	0.8	0		
Clearances	1	2	3	1.2	0 PHI MD12		
Aerial duels won	0	0	0	1.3	0		
Fouls committed	1	0	1	1	0 MIA MD10		
Fouls suffered	1	2	3	1.7	0 STL MD5		



### Ethan Kohler (#22, RCB)

	1st Half	2nd Half	Full Match	∅ Season		■ Above season average	□ Below season average		
<b>Playing time</b>	55:25	49:44	105:10	92:35	<b>24:37</b> CIN MD4			<b>103:48</b> CLB MD8	
<b>Goals</b>	0	0	0	0	<b>0</b>			<b>0</b>	
<b>Expected Goals</b>	0	0.11	0.11	0.09	<b>0</b> PHI MD12	0.11			<b>0.68</b> NSH MD13
<b>Shots</b>	0	1	1	0.4	<b>0</b> PHI MD12	1			<b>2</b> NSH MD13
<b>Ballpossession phases</b>	24	24	48	65.8	<b>13</b> CIN MD4	48			<b>102</b> CLB MD8
<b>Passes</b>	22	20	42	57	<b>12</b> CIN MD4	42			<b>96</b> CLB MD8
<b>Passing accuracy %</b>	91	65	79	95	<b>75</b> CIN MD4	79			<b>100</b> CLT MD11
<b>Crosses</b>	0	0	0	0	<b>0</b>			<b>0</b>	
<b>Clearances</b>	0	2	2	1.1	<b>0</b> PHI MD12	2			<b>4</b> ATL MD9
<b>Aerial duels won</b>	0	0	<b>0</b>	1.2	<b>0</b>			<b>4</b> NSH MD13	
<b>Fouls committed</b>	1	0	<b>1</b>	0.5	<b>0</b> NSH MD13			<b>1</b>	
<b>Fouls suffered</b>	0	0	<b>0</b>	0.4	<b>0</b>			<b>2</b> NSH MD1	



### Mamadou Fofana (#2, LCB)

	1st Half	2nd Half	Full Match	∅ Season		■ Above season average	□ Below season average	
<b>Playing time</b>	55:25	49:44	105:10	101:08	<b>72:49</b> ORL MD12			<b>105:57</b> PHI MD3
<b>Goals</b>	0	0	<b>0</b>	0.1	<b>0</b>			<b>1</b> MTL MD6
<b>Expected Goals</b>	0	0	<b>0</b>	0.03	<b>0</b>			<b>0.45</b> MTL MD6
<b>Shots</b>	0	0	<b>0</b>	0.1	<b>0</b>			<b>1</b> MTL MD6
<b>Ballpossession phases</b>	21	30	51	63.3	<b>35</b> ORL MD12			<b>103</b> PHI MD12
<b>Passes</b>	19	27	46	52.1	<b>17</b> MTL MD6			<b>91</b> PHI MD12
<b>Passing accuracy %</b>	95	85	89	91	<b>75</b> RBNY MD2			<b>97</b> CLB MD8
<b>Crosses</b>	0	0	<b>0</b>	0.1	<b>0</b>			<b>1</b> PHI MD12
<b>Clearances</b>	0	2	2	2.9	<b>0</b> RBNY MD6			<b>7</b> ATL MD9
<b>Aerial duels won</b>	0	0	<b>0</b>	0.5	<b>0</b>			<b>2</b> ATL MD9
<b>Fouls committed</b>	0	0	<b>0</b>	0.4	<b>0</b>			<b>4</b> CLT MD10
<b>Fouls suffered</b>	0	0	<b>0</b>	0.1	<b>0</b>			<b>1</b> STL MD5



### Brayan Ceballos (#3, RB)

	1st Half	2nd Half	Full Match	∅ Season		■ Above season average	□ Below season average	
<b>Playing time</b>	55:25	35:47	91:13	87:40	<b>16:13</b> CLB MD8			<b>105:57</b> PHI MD3
<b>Goals</b>	0	0	<b>0</b>	0.3	<b>0</b>			<b>2</b> CIN MD4
<b>Expected Goals</b>	0	0	<b>0</b>	0.08	<b>0</b>			<b>0.56</b> CIN MD4
<b>Shots</b>	0	0	<b>0</b>	0.3	<b>0</b>			<b>3</b> CIN MD7
<b>Ballpossession phases</b>	28	25	53	57.2	<b>14</b> CLB MD8			<b>86</b> DC MD7
<b>Passes</b>	21	16	37	42.8	<b>12</b> CLB MD8			<b>71</b> CIN MD4
<b>Passing accuracy %</b>	76	62	<b>70</b>	87	<b>70</b>			<b>100</b> CLB MD8
<b>Crosses</b>	0	0	<b>0</b>	0	<b>0</b>			<b>1</b> SJ MD14
<b>Clearances</b>	1	1	2	1.6	<b>0</b> CLB MD8			<b>4</b> MTL MD6
<b>Aerial duels won</b>	0	0	<b>0</b>	1.8	<b>0</b>			<b>8</b> CIN MD7
<b>Fouls committed</b>	1	0	1	1.5	<b>0</b> DC MD7			<b>3</b> CIN MD4
<b>Fouls suffered</b>	0	1	1	1.2	<b>0</b> CLB MD8			<b>3</b> MTL MD6



### Brooklyn Raines (#21, HRM)

	1st Half	2nd Half	Full Match	∅ Season		■ Above season average	□ Below season average	
Playing time	55:25	49:44	105:10	97:12	15:37 MIN MD9			103:48 CLB MD8
Goals	0	0	0	0	0			0
Expected Goals	0	0	0	0.01	0			0.12 MIA MD10
Shots	0	0	0	0.1	0			1 CLT MD11
Ballpossession phases	23	25	48	51.2	1 MIN MD9			73 ATL MD9
Passes	18	21	39	40.2	1 MIN MD9			61 PHI MD12
Passing accuracy %	100	100	100	92	0 MIN MD9			100
Crosses	0	0	0	0.1	0			1 PHI MD12
Clearances	1	0	1	1.1	0 CLT MD11			3 MIA MD10
Aerial duels won	0	0	0	0.4	0			2 CLT MD11
Fouls committed	3	0	3	2.6	0 PHI MD12			5 CLB MD8
Fouls suffered	0	1	1	1.4	0 CLB MD8			3 MIA MD10



### Carles Gil (#10, CM)

	1st Half	2nd Half	Full Match	∅ Season		■ Above season average	□ Below season average
<b>Playing time</b>	55:25	49:44	105:10	99:35	<b>27:27</b> LAFC MD3		
<b>Goals</b>	1	0	1	0.3	<b>0</b> NSH MD13		
<b>Expected Goals</b>	0.77	0	0.77	0.29	<b>0</b> NSH MD13		
<b>Shots</b>	1	0	1	1.4	<b>0</b> NSH MD13		
<b>Ballpossession phases</b>	35	36	71	64.7	<b>0</b> SKC MD9		
<b>Passes</b>	25	26	51	48	<b>0</b> SKC MD9		
<b>Passing accuracy %</b>	92	92	92	87	<b>0</b> SKC MD9		
<b>Crosses</b>	1	1	2	1.3	<b>0</b> PHI MD12		
<b>Clearances</b>	0	0	<b>0</b>	0	<b>0</b>		
<b>Aerial duels won</b>	0	0	<b>0</b>	0	<b>0</b>		
<b>Fouls committed</b>	0	0	<b>0</b>	0.5	<b>0</b>		
<b>Fouls suffered</b>	1	1	2	2.4	<b>0</b> NYC MD9		



### Alhassan Yusuf (#80, HLM)

	1st Half	2nd Half	Full Match	∅ Season		■ Above season average	□ Below season average	
<b>Playing time</b>	55:25	49:44	105:10	85:10	<b>12:51</b> NSH MD1			<b>105:57</b> PHI MD3
<b>Goals</b>	0	0	<b>0</b>	0.2	<b>0</b>			<b>1</b> DC MD7
<b>Expected Goals</b>	0	0	<b>0</b>	0.08	<b>0</b>			<b>0.61</b> ORL MD12
<b>Shots</b>	0	0	<b>0</b>	0.7	<b>0</b>			<b>2</b> ATL MD9
<b>Ballpossession phases</b>	31	22	53	54.7	<b>14</b> RBNY MD2			<b>84</b> NSH MD1
<b>Passes</b>	28	19	47	44	<b>8</b> RBNY MD2			<b>70</b> PHI MD12
<b>Passing accuracy %</b>	96	95	96	90	<b>75</b> RBNY MD2			<b>95</b> MIA MD10
<b>Crosses</b>	0	0	<b>0</b>	0.3	<b>0</b>			<b>1</b> NSH MD13
<b>Clearances</b>	1	0	1	0.4	<b>0</b> NSH MD13			<b>2</b> ATL MD9
<b>Aerial duels won</b>	0	0	<b>0</b>	0.7	<b>0</b>			<b>3</b> PHI MD3
<b>Fouls committed</b>	0	2	2	1.4	<b>0</b> CLT MD11			<b>6</b> CLB MD2
<b>Fouls suffered</b>	0	1	1	1.1	<b>0</b> CLT MD11			<b>2</b> MIA MD10



### Peyton Miller (#25, LW)

	1st Half	2nd Half	Full Match	∅ Season		■ Above season average	□ Below season average
<b>Playing time</b>	55:25	49:44	105:10	65:27	<b>11:53</b> CIN MD4		
<b>Goals</b>	0	0	<b>0</b>	0.4	<b>0</b>		
<b>Expected Goals</b>	0.25	0.05	0.31	0.41	<b>0</b> NSH MD13		
<b>Shots</b>	3	1	4	2.2	<b>0</b> NSH MD13		
<b>Ballpossession phases</b>	26	16	42	40.7	<b>3</b> CIN MD4		
<b>Passes</b>	10	12	22	25.6	<b>2</b> CIN MD4		
<b>Passing accuracy %</b>	80	92	86	79	<b>33</b> MTL MD6		
<b>Crosses</b>	2	0	2	0.7	<b>0</b> PHI MD12		
<b>Clearances</b>	2	0	<b>2</b>	1.4	<b>0</b> NSH MD13		
<b>Aerial duels won</b>	0	0	<b>0</b>	1.2	<b>0</b>		
<b>Fouls committed</b>	1	0	1	0.7	<b>0</b> NSH MD13		
<b>Fouls suffered</b>	0	1	1	0.6	<b>0</b> PHI MD12		



### Luca Langoni (#41, RW)

	1st Half	2nd Half	Full Match	∅ Season		■ Above season average	□ Below season average
<b>Playing time</b>	55:25	25:59	81:25	72:48	<b>14:47</b> TOR MD11	81:25 RBNY MD6	
<b>Goals</b>	0	1	<b>1</b>	0.3	<b>0</b> CLT MD11	<b>1</b>	
<b>Expected Goals</b>	0.38	0.1	0.49	0.18	<b>0</b> CIN MD4	<b>0.47</b> MTL MD6	
<b>Shots</b>	1	1	2	1.9	<b>0</b> CIN MD4	2 MIA MD10	
<b>Ballpossession phases</b>	21	12	33	40.2	<b>6</b> TOR MD11	33 CLB MD8	
<b>Passes</b>	14	10	24	23.7	<b>4</b> NYC MD9	24 CLB MD8	
<b>Passing accuracy %</b>	64	80	71	79	<b>38</b> RBNY MD2	71 TOR MD11	
<b>Crosses</b>	0	0	<b>0</b>	2.3	<b>0</b>	6 CLB MD8	
<b>Clearances</b>	1	0	1	0.5	<b>0</b> PHI MD12	1 MIA MD10	
<b>Aerial duels won</b>	0	0	<b>0</b>	0.3	<b>0</b>	1 CLT MD11	
<b>Fouls committed</b>	1	0	1	0.8	<b>0</b> CLB MD8	1 CIN MD7	
<b>Fouls suffered</b>	0	0	<b>0</b>	0.6	<b>0</b>	2 RBNY MD2	



Dor Turgeman (#11, CF)

	1st Half	2nd Half	Full Match	∅ Season		■ Above season average	□ Below season average
<b>Playing time</b>	55:25	41:43	97:09	90:59	63:23 STL MD5	97:09	
<b>Goals</b>	0	0	0	0.2	0	1 CLB MD8	
<b>Expected Goals</b>	0.04	0.24	0.28	0.18	0 NSH MD1	0.28 MIA MD10	
<b>Shots</b>	1	2	3	2.1	0 NSH MD1	3 MIA MD10	
<b>Ballpossession phases</b>	12	11	23	21.1	11 NSH MD1	23 MIA MD10	
<b>Passes</b>	4	8	12	10.4	6 NSH MD1	12 MIA MD10	
<b>Passing accuracy %</b>	100	62	75	79	60 MTL MD6	75 STL MD5	
<b>Crosses</b>	1	0	1	0.3	0 NSH MD13	1	
<b>Clearances</b>	1	0	1	0.3	0 NSH MD13	1	
<b>Aerial duels won</b>	0	0	0	0.6	0	3 RBNY MD2	
<b>Fouls committed</b>	0	0	0	0.2	0	1 PHI MD12	
<b>Fouls suffered</b>	1	0	1	2	0 NSH MD13	1 MTL MD6	



### Tanner Beason (#4, Substitute)

	1st Half	2nd Half	Full Match	∅ Season		■ Above season average	□ Below season average
<b>Playing time</b>	00:00	08:01	08:01	16:30	02:51 CLT MD11	08:01 <b>104:16</b> ATL MD8	
<b>Goals</b>	0	0	0	0	0	0	
<b>Expected Goals</b>	0	0	0	0	0	0.01 RBNY MD6	
<b>Shots</b>	0	0	0	0	0	1 RBNY MD6	
<b>Ballpossession phases</b>	0	4	4	73.1	1 CLT MD11	4 <b>72</b> NYC MD9	
<b>Passes</b>	0	2	2	56.7	0 CLT MD11	2 <b>56</b> NYC MD9	
<b>Passing accuracy %</b>	0	100	100	75	0 PHI MD12	<b>89</b> ORL MD12	
<b>Crosses</b>	0	0	0	1.1	0	1 NSH MD1	
<b>Clearances</b>	0	2	2	2.2	0 PHI MD12	<b>2</b>	
<b>Aerial duels won</b>	0	0	0	1.1	0	3 NYC MD9	
<b>Fouls committed</b>	0	0	0	0	0	2 ATL MD8	
<b>Fouls suffered</b>	0	0	0	1.1	0	1 NSH MD1	



### Griffin Yow (#7, Substitute)

	1st Half	2nd Half	Full Match	∅ Season		■ Above season average	□ Below season average
<b>Playing time</b>	00:00	13:56	13:56	58:49	<b>22:50</b> DC MD7		
						13:56	<b>90:26</b> CLT MD11
<b>Goals</b>	0	0	<b>0</b>	0.1	<b>0</b>		
							<b>1</b> CIN MD4
<b>Expected Goals</b>	0	0	<b>0</b>	0.15	<b>0</b>		
							<b>0.34</b> CLT MD11
<b>Shots</b>	0	0	<b>0</b>	1.5	<b>0</b>		
							<b>3</b> MIA MD10
<b>Ballpossession phases</b>	0	6	6	36.3	<b>11</b> DC MD7		
						6	<b>48</b> NSH MD13
<b>Passes</b>	0	2	2	20.8	<b>7</b> DC MD7		
						2	<b>30</b> NSH MD13
<b>Passing accuracy %</b>	0	50	100	78	<b>44</b> MTL MD6		
							<b>94</b> MIA MD10
<b>Crosses</b>	0	0	<b>0</b>	0.6	<b>0</b>		
							<b>2</b> CLT MD11
<b>Clearances</b>	0	0	<b>0</b>	0.5	<b>0</b>		
							<b>1</b> MIA MD10
<b>Aerial duels won</b>	0	0	<b>0</b>	0.3	<b>0</b>		
							<b>1</b> CLT MD11
<b>Fouls committed</b>	0	1	1	1.5	<b>0</b> NSH MD13		
						1	<b>3</b> PHI MD12
<b>Fouls suffered</b>	0	0	<b>0</b>	1.1	<b>0</b>		
							<b>3</b> NSH MD1



### Matt Polster (#8, Substitute)

	1st Half	2nd Half	Full Match	∅ Season		■ Above season average	□ Below season average	
<b>Playing time</b>	00:00	23:45	23:45	62:32	<b>17:34</b> PHI MD12			<b>109:58</b> RBNY MD13
<b>Goals</b>	0	0	0	0	0			<b>1</b> ORL MD12
<b>Expected Goals</b>	0	0	0	0.04	0			<b>0.51</b> ORL MD12
<b>Shots</b>	0	0	0	0.5	0			<b>3</b> CIN MD7
<b>Ballpossession phases</b>	0	12	12	60.4	0 SKC MD9			<b>89</b> TOR MD10
<b>Passes</b>	0	9	9	47.3	0 SKC MD9			<b>77</b> RBNY MD13
<b>Passing accuracy %</b>	0	67	67	88	0 SKC MD9			<b>95</b> CLT MD10
<b>Crosses</b>	0	0	0	0.2	0			<b>1</b> NSH MD1
<b>Clearances</b>	0	1	1	0.9	0 PHI MD12			<b>5</b> HOU MD2
<b>Aerial duels won</b>	0	0	0	1.4	0			<b>8</b> CHI MD6
<b>Fouls committed</b>	0	0	0	1.3	0			<b>5</b> SJ MD14
<b>Fouls suffered</b>	0	0	0	1.1	0			<b>3</b> NYC MD9



## Stats

	1st Half	2nd Half	90min Average	Full Match	∅ Season	∅ League	Top Player					
Goals				1	1.1	1.4	1.	K. Yeboah <b>1</b>				
Shots				14	11.8	11.6	1.	T. Chancalay <b>4</b>	2.	J. Pereyra <b>3</b>	3.	N. Triantis <b>2</b>
Expected Goals				2.49	1.5	1.47	1.	J. Pereyra <b>0.77</b>		K. Yeboah <b>0.77</b>	3.	T. Chancalay <b>0.52</b>
Shots at goal within the box				10	7.8	7.7	1.	T. Chancalay <b>3</b>	2.	J. Pereyra <b>2</b>	3.	A. Markanich <b>1</b> +4
Sitters				2	0.7	0.8	1.	K. Yeboah <b>1</b>		J. Pereyra <b>1</b>		
Ballpossession phases				591	535.6	555.2	1.	J. Pereyra <b>82</b>	2.	T. Chancalay <b>58</b>		M. Duggan <b>58</b>
Passes				452	385.8	403.7	1.	J. Pereyra <b>61</b>	2.	W. Trapp <b>51</b>	3.	M. Duggan <b>49</b>
Passing accuracy %				84	83.9	85.1	1.	M. Boxall <b>100</b>	2.	O. Gene <b>94</b>	3.	W. Trapp <b>92</b>
Crosses				15	6	6.2	1.	J. Pereyra <b>4</b>	2.	K. Duncan <b>3</b>	3.	A. Markanich <b>2</b>
Clearances				6	5.5	6.4	1.	M. Boxall <b>2</b>	2.	W. Trapp <b>1</b>		K. Yeboah <b>1</b> +2
Aerial duels won				0	10.5	9.7						
Fouls committed				11	12	11	1.	A. Markanich <b>2</b>		K. Duncan <b>2</b>	3.	M. Boxall <b>1</b> +6
Fouls suffered				11	10.3	10.5	1.	K. Yeboah <b>4</b>	2.	K. Duncan <b>2</b>	3.	A. Markanich <b>1</b> +4



### Drake Callender (#12, GK)

	1st Half	2nd Half	Full Match	∅ Season		■ Above season average	■ Below season average	
<b>Playing time</b>	55:25	49:44	105:10	100:04	<b>95:35</b> ATX MD1			<b>109:23</b> ATX MD12
<b>Goals</b>	0	0	0	0	<b>0</b>			<b>0</b>
<b>Expected Goals</b>	0	0	0	0	<b>0</b>			<b>0</b>
<b>Shots</b>	0	0	0	0	<b>0</b>			<b>0</b>
<b>Ballpossession phases</b>	14	10	24	25.9	<b>19</b> SEA MD5			<b>44</b> DAL MD9
<b>Passes</b>	7	6	13	13.1	<b>8</b> SEA MD5			<b>24</b> ATX MD1
<b>Passing accuracy %</b>	71	67	69	62	<b>12</b> SEA MD5			<b>88</b> VAN MD4
<b>Crosses</b>	0	0	0	0	<b>0</b>			<b>0</b>
<b>Clearances</b>	0	0	<b>0</b>	0.1	<b>0</b>			<b>1</b> COL MD13
<b>Aerial duels won</b>	0	0	<b>0</b>	0.2	<b>0</b>			<b>1</b> COL MD13
<b>Fouls committed</b>	0	0	0	0	<b>0</b>			<b>0</b>
<b>Fouls suffered</b>	0	0	<b>0</b>	0.1	<b>0</b>			<b>1</b> COL MD13



### Michael Boxall (#15, RCB)

	1st Half	2nd Half	Full Match	∅ Season		■ Above season average	■ Below season average	
<b>Playing time</b>	55:25	26:33	81:58	56:42	<b>15:43</b> ATX MD12			<b>105:25</b> ORL MD4
<b>Goals</b>	0	0	<b>0</b>	0	<b>0</b>			<b>1</b> SKC MD11
<b>Expected Goals</b>	0	0	<b>0</b>	0.01	<b>0</b>			<b>0.71</b> SKC MD11
<b>Shots</b>	0	0	<b>0</b>	0.3	<b>0</b>			<b>2</b> STL MD14
<b>Ballpossession phases</b>	26	11	37	43.9	<b>4</b> CLB MD11			<b>71</b> RSL MD8
<b>Passes</b>	16	10	26	31	<b>3</b> CLB MD11			<b>57</b> RSL MD8
<b>Passing accuracy %</b>	100	100	<b>100</b>	97	<b>62</b> SKC MD4			<b>100</b>
<b>Crosses</b>	0	0	<b>0</b>	0	<b>0</b>			<b>2</b> TOR MD8
<b>Clearances</b>	2	0	2	1.6	<b>0</b> COL MD13			<b>7</b> ORL MD4
<b>Aerial duels won</b>	0	0	<b>0</b>	1.1	<b>0</b>			<b>4</b> ATX MD11
<b>Fouls committed</b>	1	0	1	1.3	<b>0</b> ATX MD12			<b>3</b> COL MD13
<b>Fouls suffered</b>	0	0	<b>0</b>	0.5	<b>0</b>			<b>2</b> HOU MD9



### Kyle Duncan (#3, RB)

	1st Half	2nd Half	Full Match	∅ Season		■ Above season average	■ Below season average	
<b>Playing time</b>	55:25	49:44	105:10	76:46	<b>21:15</b> NSH MD3			<b>100:16</b> LA MD6
<b>Goals</b>	0	0	<b>0</b>	0.1	<b>0</b>			<b>1</b> SD MD7
<b>Expected Goals</b>	0	0	<b>0</b>	0.07	<b>0</b>			<b>0.5</b> SD MD7
<b>Shots</b>	0	0	<b>0</b>	0.5	<b>0</b>			<b>3</b> SD MD7
<b>Ballpossession phases</b>	20	31	51	47.6	<b>8</b> NSH MD3			<b>65</b> POR MD8
<b>Passes</b>	19	20	39	30.7	<b>5</b> NSH MD3			<b>43</b> POR MD8
<b>Passing accuracy %</b>	84	85	85	87	<b>80</b> NSH MD3			<b>96</b> CLB MD11
<b>Crosses</b>	1	2	<b>3</b>	1.3	<b>0</b> LA MD6			<b>3</b>
<b>Clearances</b>	0	0	<b>0</b>	0.4	<b>0</b>			<b>2</b> POR MD8
<b>Aerial duels won</b>	0	0	<b>0</b>	0.7	<b>0</b>			<b>2</b> COL MD13
<b>Fouls committed</b>	1	1	2	1.7	<b>0</b> DAL MD9			<b>3</b> CLB MD11
<b>Fouls suffered</b>	2	0	2	1.4	<b>0</b> SD MD7			<b>3</b> COL MD13



# Morris Duggan (#23, LB)

	1st Half	2nd Half	Full Match	∅ Season		■ Above season average	■ Below season average	
<b>Playing time</b>	55:25	49:44	105:10	100:04	<b>15:48</b> ATX MD11			<b>109:23</b> ATX MD12
<b>Goals</b>	0	0	<b>0</b>	0.1	<b>0</b>			<b>1</b> ATX MD1
<b>Expected Goals</b>	0	0.07	0.07	0.08	<b>0</b> COL MD13			<b>0.5</b> ATX MD1
<b>Shots</b>	0	1	1	0.5	<b>0</b> COL MD13			<b>2</b> CLB MD11
<b>Ballpossession phases</b>	29	29	58	54.7	<b>9</b> ATX MD11			<b>85</b> COL MD13
<b>Passes</b>	23	26	49	43.5	<b>6</b> ATX MD11			<b>73</b> LAFC MD10
<b>Passing accuracy %</b>	87	81	84	87	<b>33</b> ATX MD11			<b>94</b> SD MD7
<b>Crosses</b>	1	0	<b>1</b>	0.2	<b>0</b> ATX MD12			<b>1</b>
<b>Clearances</b>	0	0	<b>0</b>	1.9	<b>0</b>			<b>7</b> SJ MD3
<b>Aerial duels won</b>	0	0	<b>0</b>	1.3	<b>0</b>			<b>7</b> ATX MD1
<b>Fouls committed</b>	0	1	1	1.1	<b>0</b> ATX MD12			<b>3</b> COL MD13
<b>Fouls suffered</b>	1	0	<b>1</b>	0.3	<b>0</b> COL MD13			<b>1</b>



### Nicolás Romero (#5, LCB)

	1st Half	2nd Half	Full Match	∅ Season		■ Above season average	■ Below season average	
<b>Playing time</b>	55:25	26:43	82:08	77:42	<b>07:52</b> SJ MD3			<b>109:23</b> ATX MD12
<b>Goals</b>	0	0	0	0	<b>0</b>			<b>0</b>
<b>Expected Goals</b>	0.04	0	0.04	0.03	<b>0</b> COL MD13			<b>0.37</b> TOR MD8
<b>Shots</b>	1	0	1	0.5	<b>0</b> COL MD13			<b>2</b> STL MD14
<b>Ballpossession phases</b>	22	19	41	53.5	<b>3</b> SJ MD3			<b>82</b> DAL MD9
<b>Passes</b>	17	17	34	40.4	<b>2</b> SJ MD3			<b>62</b> DAL MD9
<b>Passing accuracy %</b>	76	82	79	87	<b>46</b> RSL MD6			<b>100</b> SD MD7
<b>Crosses</b>	0	0	<b>0</b>	0.3	<b>0</b>			<b>2</b> COL MD13
<b>Clearances</b>	0	0	<b>0</b>	1.3	<b>0</b>			<b>6</b> MIA MD12
<b>Aerial duels won</b>	0	0	<b>0</b>	0.8	<b>0</b>			<b>4</b> NYC MD7
<b>Fouls committed</b>	0	1	1	0.9	<b>0</b> COL MD13			<b>4</b> LA MD5
<b>Fouls suffered</b>	1	0	1	0.9	<b>0</b> ATX MD12			<b>2</b> COL MD13



# Wil Trapp (#20, CM)

	1st Half	2nd Half	Full Match	∅ Season		Above season average	Below season average
<b>Playing time</b>	55:25	49:44	105:10	67:49	<b>05:47</b> DAL MD9		
<b>Goals</b>	0	0	0	0	<b>0</b>		
<b>Expected Goals</b>	0	0	0	0	<b>0</b>		
<b>Shots</b>	0	0	0	0	<b>0</b>		
<b>Ballpossession phases</b>	26	31	57	53.2	<b>2</b> DAL MD9		
<b>Passes</b>	21	30	51	44.7	<b>2</b> DAL MD9		
<b>Passing accuracy %</b>	90	93	92	91	<b>33</b> MTL MD2		
<b>Crosses</b>	0	0	0	0.2	<b>0</b>		
<b>Clearances</b>	1	0	1	0.2	<b>0</b> COL MD13		
<b>Aerial duels won</b>	0	0	0	0.3	<b>0</b>		
<b>Fouls committed</b>	0	1	1	0.9	<b>0</b> ATX MD12		
<b>Fouls suffered</b>	0	0	0	0.4	<b>0</b>		



### Joaquín Pereyra (#26, HLM)

	1st Half	2nd Half	Full Match	∅ Season		■ Above season average	■ Below season average
<b>Playing time</b>	55:25	49:44	105:10	93:40	<b>15:56</b> SJ MD3	105:10 ATX MD12	
<b>Goals</b>	0	0	<b>0</b>	0.1	<b>0</b>	1 ATX MD12	
<b>Expected Goals</b>	0.71	0.05	0.77	0.13	<b>0</b> CLB MD11	0.36 POR MD8	
<b>Shots</b>	2	1	3	1.7	<b>0</b> CLB MD11	3 5 POR MD8	
<b>Ballpossession phases</b>	35	47	82	63.7	<b>9</b> SJ MD3	82 89 TOR MD8	
<b>Passes</b>	22	36	58	44.1	<b>3</b> SJ MD3	58 66 TOR MD8	
<b>Passing accuracy %</b>	82	78	79	79	<b>68</b> SKC MD4	79 100 SJ MD3	
<b>Crosses</b>	0	4	4	1.4	<b>0</b> COL MD13	4 6 LA MD5	
<b>Clearances</b>	0	0	<b>0</b>	0.1	<b>0</b>	1 CLB MD11	
<b>Aerial duels won</b>	0	0	<b>0</b>	0.5	<b>0</b>	5 CIN MD2	
<b>Fouls committed</b>	0	1	1	1.4	<b>0</b> CLB MD11	1 4 ATX MD12	
<b>Fouls suffered</b>	0	0	<b>0</b>	2.5	<b>0</b>	9 VAN MD4	



### Nectarios Triantis (#25, HRM)

	1st Half	2nd Half	Full Match	∅ Season		■ Above season average	■ Below season average	
<b>Playing time</b>	55:25	37:19	92:45	84:10	<b>32:26</b> COL MD13			<b>100:16</b> LA MD6
<b>Goals</b>	0	0	<b>0</b>	0.1	<b>0</b>			<b>1</b> NSH MD3
<b>Expected Goals</b>	0.14	0.04	0.18	0.09	<b>0</b> COL MD13			<b>0.31</b> SD MD7
<b>Shots</b>	1	1	2	1.3	<b>0</b> COL MD13			<b>3</b> SD MD7
<b>Ballpossession phases</b>	27	23	50	50.9	<b>23</b> COL MD13			<b>72</b> DAL MD9
<b>Passes</b>	25	18	43	40.7	<b>20</b> COL MD13			<b>64</b> DAL MD9
<b>Passing accuracy %</b>	96	83	91	87	<b>77</b> SEA MD5			<b>95</b> POR MD8
<b>Crosses</b>	0	0	<b>0</b>	0.2	<b>0</b>			<b>1</b> ATX MD12
<b>Clearances</b>	0	1	<b>1</b>	0.2	<b>0</b> COL MD13			<b>1</b>
<b>Aerial duels won</b>	0	0	<b>0</b>	0.2	<b>0</b>			<b>1</b> DAL MD9
<b>Fouls committed</b>	0	0	<b>0</b>	1.3	<b>0</b>			<b>3</b> ATX MD12
<b>Fouls suffered</b>	0	0	<b>0</b>	0.7	<b>0</b>			<b>2</b> POR MD8



### Anthony Markanich (#13, RW)

	1st Half	2nd Half	Full Match	∅ Season		Above season average	Below season average	
Playing time	55:25	49:44	105:10	87:29	04:39 NYC MD7			109:23 ATX MD12
Goals	0	0	0	0.3	0			1 ATX MD12
Expected Goals	0	0.09	0.09	0.24	0 VAN MD4			0.96 DAL MD9
Shots	0	1	1	1.2	0 VAN MD4			5 COL MD4
Ballpossession phases	20	27	47	43.6	1 TOR MD8			59 COL MD4
Passes	15	20	35	30.3	0 NYC MD7			43 LAFC MD10
Passing accuracy %	80	70	74	73	0 NYC MD7			100 TOR MD8
Crosses	0	2	2	0.9	0 LAFC MD10			2
Clearances	0	0	0	0.5	0			3 SJ MD3
Aerial duels won	0	0	0	2.7	0			6 COL MD4
Fouls committed	0	2	2	1	0 CLB MD11			3 SKC MD4
Fouls suffered	1	0	1	1.2	0 LAFC MD10			3 ATX MD12



# Tomás Chancalay (#8, LW)

	1st Half	2nd Half	Full Match	∅ Season		Above season average	Below season average
<b>Playing time</b>	55:25	49:44	105:10	80:41	<b>08:58</b> NE MD14	105:10	<b>109:58</b> RBNY MD13
<b>Goals</b>	0	0	<b>0</b>	0.1	<b>0</b>		<b>1</b> POR MD8
<b>Expected Goals</b>	0.15	0.36	0.52	0.17	<b>0</b> SEA MD5	0.52	<b>0.6</b> NE MD5
<b>Shots</b>	2	2	4	2.4	<b>0</b> SEA MD5	4	<b>7</b> ATL MD4
<b>Ballpossession phases</b>	34	24	58	51.8	<b>5</b> NE MD14	58	<b>69</b> NE MD8
<b>Passes</b>	22	14	36	33.6	<b>5</b> NE MD14	36	<b>53</b> DAL MD9
<b>Passing accuracy %</b>	68	86	75	83	<b>68</b> NE MD3	75	<b>100</b> VAN MD4
<b>Crosses</b>	0	1	1	0.8	<b>0</b> CLB MD11	1	<b>6</b> NE MD8
<b>Clearances</b>	0	0	<b>0</b>	0.2	<b>0</b>		<b>3</b> CHI MD12
<b>Aerial duels won</b>	0	0	<b>0</b>	0.2	<b>0</b>		<b>2</b> TOR MD11
<b>Fouls committed</b>	1	0	1	1.8	<b>0</b> CLB MD11	1	<b>4</b> CHI MD12
<b>Fouls suffered</b>	1	0	1	1	<b>0</b> ATX MD12	1	<b>2</b> DAL MD9



### Kelvin Yeboah (#9, CF)

	1st Half	2nd Half	Full Match	∅ Season		Above season average	Below season average	
<b>Playing time</b>	55:25	26:21	81:47	92:47	<b>10:03</b> STL MD14			<b>109:23</b> ATX MD12
<b>Goals</b>	1	0	1	0.6	<b>0</b> COL MD13			<b>2</b> CLB MD11
<b>Expected Goals</b>	0.77	0	0.77	0.58	<b>0</b> STL MD14			<b>2.15</b> LA MD5
<b>Shots</b>	1	0	1	2.3	<b>0</b> STL MD14			<b>8</b> MTL MD2
<b>Ballpossession phases</b>	19	12	31	28.7	<b>4</b> STL MD14			<b>45</b> LAFC MD10
<b>Passes</b>	16	6	22	16.3	<b>1</b> MIA MD12			<b>27</b> LAFC MD10
<b>Passing accuracy %</b>	75	83	77	70	<b>55</b> DAL MD9			<b>100</b> STL MD14
<b>Crosses</b>	0	1	1	0.3	<b>0</b> ATX MD12			<b>2</b> COL MD13
<b>Clearances</b>	1	0	<b>1</b>	0.1	<b>0</b> COL MD13			<b>1</b>
<b>Aerial duels won</b>	0	0	<b>0</b>	1.2	<b>0</b>			<b>4</b> CLB MD11
<b>Fouls committed</b>	0	0	<b>0</b>	0.8	<b>0</b>			<b>5</b> TOR MD8
<b>Fouls suffered</b>	2	2	<b>4</b>	1.8	<b>0</b> ATX MD12			<b>4</b>



### Devin Padelford (#2, Substitute)

	1st Half	2nd Half	Full Match	∅ Season		■ Above season average	■ Below season average	
<b>Playing time</b>	00:00	23:01	23:01	47:30	01:33 MTL MD2	23:01		104:07 PHI MD7
<b>Goals</b>	0	0	0	0	0			0
<b>Expected Goals</b>	0	0	0	0.04	0			0.22 PHI MD7
<b>Shots</b>	0	0	0	0.3	0			1 ATX MD12
<b>Ballpossession phases</b>	0	22	22	45.8	1 MTL MD2	22		71 HOU MD9
<b>Passes</b>	0	18	18	30.2	1 ATX MD1	18		55 RSL MD8
<b>Passing accuracy %</b>	0	89	89	82	50 SEA MD5	89		100 ATX MD1
<b>Crosses</b>	0	1	1	0.9	0 DAL MD9	1		7 HOU MD9
<b>Clearances</b>	0	0	0	0.5	0			3 HOU MD13
<b>Aerial duels won</b>	0	0	0	2.1	0			7 PHI MD7
<b>Fouls committed</b>	0	0	0	0.8	0			2 SD MD7
<b>Fouls suffered</b>	0	1	1	0.9	0 LAFC MD10	1		3 RSL MD8



### Mauricio González (#18, Substitute)

	1st Half	2nd Half	Full Match	∅ Season		■ Above season average	■ Below season average	
<b>Playing time</b>	00:00	12:25	12:25	17:02	10:12 ATX MD12	12:25		24:58 DAL MD9
<b>Goals</b>	0	0	0	0	0			0
<b>Expected Goals</b>	0	0	0	0.32	0			0.28 POR MD8
<b>Shots</b>	0	0	0	3.2	0			2 POR MD8
<b>Ballpossession phases</b>	0	7	7	54.9	9 LAFC MD10			13 POR MD8
<b>Passes</b>	0	5	5	42.2	6 LAFC MD10			10 DAL MD9
<b>Passing accuracy %</b>	0	80	80	90	70 DAL MD9	80		100 ATX MD12
<b>Crosses</b>	0	1	1	2.1	0 ATX MD12			1
<b>Clearances</b>	0	1	1	1.1	0 ATX MD12			0
<b>Aerial duels won</b>	0	0	0	1.1	0			1 DAL MD9
<b>Fouls committed</b>	0	0	0	1.1	0			1 POR MD8
<b>Fouls suffered</b>	0	0	0	0	0			0



### Mamadou Dieng (#29, Substitute)

	1st Half	2nd Half	Full Match	∅ Season		■ Above season average	■ Below season average	
<b>Playing time</b>	00:00	23:23	23:23	16:13	03:04 LA MD6	23:23		64:04 LAFC MD10
<b>Goals</b>	0	0	0	0	0			0
<b>Expected Goals</b>	0	0.06	0.06	0.63	0 CLB MD11	0.06		0.68 SD MD7
<b>Shots</b>	0	1	1	4.2	0 CLB MD11	1		3 SD MD7
<b>Ballpossession phases</b>	0	7	7	34.2	1 POR MD8	7		22 LAFC MD10
<b>Passes</b>	0	6	6	19	0 COL MD13	6		14 LAFC MD10
<b>Passing accuracy %</b>	0	67	67	83	0 COL MD13	67		100 CLB MD11
<b>Crosses</b>	0	0	0	0	0			0
<b>Clearances</b>	0	0	0	0	0			0
<b>Aerial duels won</b>	0	0	0	3.7	0			2 SD MD7
<b>Fouls committed</b>	0	1	1	1.4	0 CLB MD11			1
<b>Fouls suffered</b>	0	0	0	1.4	0			1 COL MD13



### Owen Gene (#30, Substitute)

	1st Half	2nd Half	Full Match	∅ Season		<span style="color: #00AEEF;">■</span> Above season average <span style="color: #333333;">■</span> Below season average	
<b>Playing time</b>	00:00	23:11	23:11	52:39	<b>03:32</b> SEA MD5	<div style="width: 23.11%; background-color: #333333;"></div>	<b>99:36</b> CLB MD11
<b>Goals</b>	0	0	0	0	<b>0</b>	<div style="width: 0%; background-color: #00AEEF;"></div>	<b>0</b>
<b>Expected Goals</b>	0	0	<span style="border: 1px solid red; border-radius: 50%; padding: 2px;">0</span>	0.01	<b>0</b>	<div style="width: 0%; background-color: #00AEEF;"></div>	<b>0.05</b> LAFC MD10
<b>Shots</b>	0	0	<span style="border: 1px solid red; border-radius: 50%; padding: 2px;">0</span>	0.3	<b>0</b>	<div style="width: 0%; background-color: #00AEEF;"></div>	<b>1</b> LAFC MD10
<b>Ballpossession phases</b>	0	19	19	60.5	<b>3</b> STL MD14	<div style="width: 19%; background-color: #333333;"></div>	<b>76</b> LA MD6
<b>Passes</b>	0	17	17	51.4	<b>0</b> MTL MD2	<div style="width: 17%; background-color: #333333;"></div>	<b>67</b> LA MD6
<b>Passing accuracy %</b>	0	94	94	90	<b>0</b> MTL MD2	<div style="width: 94%; background-color: #00AEEF;"></div>	<b>100</b> POR MD8
<b>Crosses</b>	0	1	<span style="border: 1px solid green; border-radius: 50%; padding: 2px;">1</span>	0.3	<b>0</b> COL MD13	<div style="width: 100%; background-color: #00AEEF;"></div>	<b>1</b>
<b>Clearances</b>	0	0	<span style="border: 1px solid red; border-radius: 50%; padding: 2px;">0</span>	0.5	<b>0</b>	<div style="width: 0%; background-color: #00AEEF;"></div>	<b>2</b> DAL MD9
<b>Aerial duels won</b>	0	0	<span style="border: 1px solid red; border-radius: 50%; padding: 2px;">0</span>	0.3	<b>0</b>	<div style="width: 0%; background-color: #00AEEF;"></div>	<b>1</b> ATX MD12
<b>Fouls committed</b>	0	0	<span style="border: 1px solid red; border-radius: 50%; padding: 2px;">0</span>	0.5	<b>0</b>	<div style="width: 0%; background-color: #00AEEF;"></div>	<b>2</b> LA MD5
<b>Fouls suffered</b>	0	0	<span style="border: 1px solid red; border-radius: 50%; padding: 2px;">0</span>	0.5	<b>0</b>	<div style="width: 0%; background-color: #00AEEF;"></div>	<b>2</b> POR MD8