




Match Report


Major League Soccer - Regular Season | 2026 | Matchday 4 | Sunday 15.03.2026, 14:30

Gillette Stadium



New England Revolution

6 | 1



FC Cincinnati

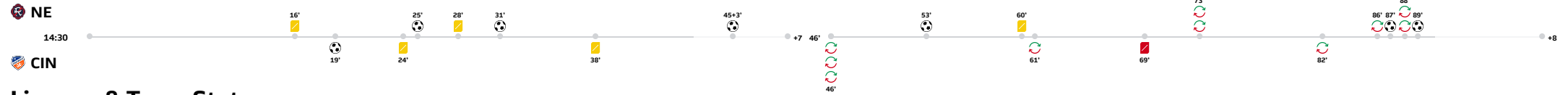




Match Overview

Major League Soccer - Regular Season | 2026 | Matchday 4 | New England Revolution - FC Cincinnati 6:1

Actions



Lineups & Team Stats

- 30 M. Turner
- 23 W. Sands
- 2 M. Fofana
- 3 B. Ceballos (28', 25' 45'+3)
- 12 I. Feingold (73')
- 21 B. Raines
- 8 M. Polster (60', 86')
- 10 C. Gil (88', 61')
- 41 L. Langoni (16', 73')
- 80 A. Yusuf (53', 88')
- 11 D. Turgeman (31')
- 33 D. Parisian
- 4 T. Beason
- 5 K. Hughes
- 7 G. Yow (87', 73')
- 14 J. Yueill (88')
- 22 E. Kohler (73')
- 25 P. Miller (89', 86')
- 32 M. Fry
- 77 D. Fagúndez (88')

	New England Revolution	FC Cincinnati
Goals	6	1
xGoals	2.28	1.26
Shots	16	15
Possession (%)	56	44
Passes & Crosses	568	442
Passing accuracy (%)	90	86
Corners	1	3
Fouls	15	14
Distance Covered	123.8	114.3
High-Intensity Runs	522	417
Referee	Lorenzo Hernandez	Greg Dopka
Assistants	Adam Wienckowski, Nick Balcer	Pierre-Luc Lauziere
4th Official		
Video Assistant		

- R. Celentano 18
- (61') M. Robinson 12
- N. Hagglund 4
- A. Chirilă 88
- (46') O. Nwobodo 5
- B. Anunga 27
- (82') K. Smith 24
- (69', 19') G. Valenzuela 22
- (46', 24') B. Ramírez 29
- Evander 10
- (46', 38') A. Jabbari 99
- E. Louro 13
- (82') A. Powell 2
- G. Flores 3
- (46') K. Denkey 9
- S. Gidi 11
- (46') T. Barlow 16
- P. Bucha 20
- (61') M. Miazga 21
- (46') E. Echenique 66



Team Home:Events



Stats

	1st Half	2nd Half	90min Average	Full Match	∅ Season	∅ League	Top Player			
Goals	3	3		6	2.1	1.3	1. B. Ceballos 2	2. G. Yow 1	P. Miller 1	+2
Shots	7	9		16	8.1	10.9	1. C. Gil 5	2. W. Sands 2	G. Yow 2	+1
Expected Goals	1	1.29		2.28	1.07	1.42	1. C. Gil 0.58	2. B. Ceballos 0.56	3. A. Yusuf 0.42	
Shots at goal within the box	5	7		12	6.6	7.2	1. C. Gil 3	2. W. Sands 2	G. Yow 2	+1
Sitters		1		1	0.3	0.8	1. A. Yusuf 1			
Ballpossession phases	329	385		717	537.3	552.7	1. M. Polster 88	2. B. Ceballos 83	3. M. Fofana 82	
Passes	245	309		555	384.9	402.8	1. M. Polster 78	2. B. Ceballos 74	3. M. Fofana 69	
Passing accuracy %	87	91		90	85.9	84.5	1. D. Fagúndez 100	J. Yueill 100	P. Miller 100	
Crosses	4	3		7	7.2	6.2	1. W. Sands 2	L. Langoni 2	I. Feingold 2	
Clearances	1	3		4	8.4	6.5	1. B. Raines 1	M. Polster 1	M. Fofana 1	+1
Aerial duels won	0	0		0	5.1	8.4				
Fouls committed	10	5		15	13.5	11	1. B. Raines 3	B. Ceballos 3	3. M. Polster 2	+1
Fouls suffered	12	2		14	13.5	10.5	1. I. Feingold 3	D. Turgeman 3	3. B. Raines 2	+1



Matt Turner (#30, GK)

	1st Half	2nd Half	Full Match	∅ Season		■ Above season average	□ Below season average	
Playing time	51:47	51:44	103:32	99:59	95:24			103:32
					RBNY MD2			
Goals	0	0	0	0	0			0
Expected Goals	0	0	0	0	0			0
Shots	0	0	0	0	0			0
Ballpossession phases	17	21	38	27	22			38
					NSH MD1			
Passes	11	12	23	13.8	11			23
					RBNY MD2			
Passing accuracy %	64	75	70	76	70			83
								NSH MD1
Crosses	0	0	0	0	0			0
Clearances	0	0	0	0.3	0			1
								NSH MD1
Aerial duels won	0	0	0	0	0			0
Fouls committed	0	0	0	0	0			0
Fouls suffered	0	0	0	0	0			0



Will Sands (#23, LB)

	1st Half	2nd Half	Full Match	∅ Season		■ Above season average	□ Below season average	
Playing time	51:47	51:44	103:32	81:05	38:07			103:32
					CLB MD2			
Goals	0	0	0	0	0			0
Expected Goals	0.06	0.03	0.1	0.04	0			0.1
					RBNY MD2			
Shots	1	1	2	0.7	0			2
					RBNY MD2			
Ballpossession phases	23	34	57	45.5	20			66
					CLB MD2		57	NYC MD4
Passes	13	26	39	27.7	13			48
					CLB MD2		39	NYC MD4
Passing accuracy %	85	92	90	87	71			95
					RBNY MD2		90	NSH MD1
Crosses	0	2	2	0.7	0			3
					RBNY MD2		2	NYC MD4
Clearances	0	0	0	1.8	0			4
								RBNY MD2
Aerial duels won	0	0	0	0.7	0			3
								NYC MD4
Fouls committed	0	0	0	0.7	0			3
								PHI MD3
Fouls suffered	0	0	0	1.1	0			2
								RBNY MD2



Mamadou Fofana (#2, LCB)

	1st Half	2nd Half	Full Match	∅ Season		■ Above season average	□ Below season average	
Playing time	51:47	51:44	103:32	99:23	92:59 NSH MD1			105:57 PHI MD3
Goals	0	0	0	0	0			0
Expected Goals	0	0	0	0	0			0
Shots	0	0	0	0	0			0
Ballpossession phases	38	44	82	57	44 RBNY MD2			82
Passes	30	36	66	42.6	28 RBNY MD2			66
Passing accuracy %	87	97	92	87	75 RBNY MD2			93 CLB MD2
Crosses	0	0	0	0	0			0
Clearances	0	1	1	2.7	0 CLB MD2			5 RBNY MD2
Aerial duels won	0	0	0	0.5	0			1 RBNY MD2
Fouls committed	0	0	0	0	0			1 NYC MD4
Fouls suffered	0	0	0	0	0			1 PHI MD3



Brayan Ceballos (#3, RCB)

	1st Half	2nd Half	Full Match	∅ Season		■ Above season average	□ Below season average
Playing time	51:47	51:44	103:32	99:23	92:59 NSH MD1		
Goals	2	0	2	0.9	0 RBNY MD2		
Expected Goals	0.56	0	0.56	0.25	0 RBNY MD2		
Shots	2	0	2	0.9	0 RBNY MD2		
Ballpossession phases	38	45	83	58.4	47 RBNY MD2		
Passes	33	39	72	48	35 RBNY MD2		
Passing accuracy %	94	87	92	86	70 NYC MD4		
Crosses	0	0	0	0	0		
Clearances	0	1	1	1.4	1		
Aerial duels won	0	0	0	0.9	0		
Fouls committed	3	0	3	2.3	0 NYC MD4		
Fouls suffered	1	0	1	0.9	0 NYC MD4		



Ilay Feingold (#12, RB)

	1st Half	2nd Half	Full Match	∅ Season		■ Above season average	□ Below season average
Playing time	51:47	27:22	79:10	62:28	12:50 NSH MD1	79:10 PHI MD3	
Goals	0	0	0	0	0	0	
Expected Goals	0	0.02	0.02	0.2	0 RBNY MD2	0.02 NSH MD1	
Shots	0	1	1	1	0 RBNY MD2	1	
Ballpossession phases	45	19	64	66.3	10 NSH MD1	64 PHI MD3	
Passes	36	12	48	39.4	6 NYC MD4	48 PHI MD3	
Passing accuracy %	92	92	92	89	67 NYC MD4	92 NSH MD1	
Crosses	2	0	2	1.9	0 NSH MD1	2 PHI MD3	
Clearances	0	0	0	1	0	2 RBNY MD2	
Aerial duels won	0	0	0	0.5	0	2 NSH MD1	
Fouls committed	0	0	0	0.5	0	1 RBNY MD2	
Fouls suffered	1	2	3	2.4	0 NSH MD1	3 NSH MD1	



Brooklyn Raines (#21, LDM)

	1st Half	2nd Half	Full Match	∅ Season		■ Above season average	□ Below season average	
Playing time	51:47	51:44	103:32	95:42	82:34			103:32
					RBNY MD2			
Goals	0	0	0	0	0			0
Expected Goals	0	0	0	0	0			0
Shots	0	0	0	0	0			0
Ballpossession phases	27	29	56	48.3	26			72
					RBNY MD2		56	NSH MD1
Passes	22	25	47	39.2	18			60
					RBNY MD2		47	NSH MD1
Passing accuracy %	73	100	87	93	87			97
								NSH MD1
Crosses	0	0	0	0	0			0
Clearances	0	1	1	1.3	1			2
								RBNY MD2
Aerial duels won	0	0	0	0	0			0
Fouls committed	2	1	3	3.4	3			5
								RBNY MD2
Fouls suffered	2	0	2	1.9	1			3
					RBNY MD2		2	NSH MD1



Matt Polster (#8, RDM)

	1st Half	2nd Half	Full Match	∅ Season		■ Above season average	□ Below season average
Playing time	51:47	40:05	91:52	81:40	64:48 RBNY MD2	91:52 TOR MD3	
Goals	0	0	0	0	0	0	
Expected Goals	0	0.14	0.14	0.05	0 RBNY MD2	0.14 TOR MD3	
Shots	0	1	1	0.4	0 RBNY MD2	1 TOR MD3	
Ballpossession phases	46	41	88	60.2	19 RBNY MD2	88 TOR MD3	
Passes	35	36	71	49.6	15 RBNY MD2	71 TOR MD3	
Passing accuracy %	94	92	93	87	47 RBNY MD2	93 NYC MD4	
Crosses	0	0	0	0.4	0	1 NSH MD1	
Clearances	1	0	1	0.7	0 NSH MD1	1	
Aerial duels won	0	0	0	0.4	0	2 TOR MD3	
Fouls committed	2	0	2	2.2	0 NSH MD1	2 RBNY MD2	
Fouls suffered	1	0	1	0.7	0 RBNY MD2	1	



Carles Gil (#10, CAM)

	1st Half	2nd Half	Full Match	∅ Season		■ Above season average	□ Below season average	
Playing time	51:47	43:20	95:08	97:14	92:59 NSH MD1			105:57 PHI MD3
Goals	0	0	0	0	0			1 ATL MD4
Expected Goals	0.21	0.37	0.58	0.18	0 RBNY MD2			0.58
Shots	3	2	5	1.5	0 RBNY MD2			5
Ballpossession phases	38	42	79	64.8	46 ATL MD4			92 TOR MD3
Passes	27	38	64	52.1	35 ATL MD4			67 NSH MD1
Passing accuracy %	81	89	88	82	65 RBNY MD2			88
Crosses	0	0	0	1.2	0			4 NYC MD4
Clearances	0	0	0	0	0			0
Aerial duels won	0	0	0	0	0			1 PHI MD3
Fouls committed	0	1	1	0.6	0 NSH MD1			1
Fouls suffered	2	0	2	1.9	1 RBNY MD2			5 PHI MD3



Luca Langoni (#41, RAM)

	1st Half	2nd Half	Full Match	∅ Season		■ Above season average	□ Below season average	
Playing time	51:47	27:23	79:10	59:17	26:26 NYC MD4			79:10
Goals	0	0	0	0	0			0
Expected Goals	0	0	0	0	0			0.04 PHI MD3
Shots	0	0	0	0	0			2 PHI MD3
Ballpossession phases	21	18	39	38.5	10 NYC MD4			39
Passes	15	15	30	25.8	4 NYC MD4			30
Passing accuracy %	93	93	93	83	38 RBNY MD2			100 NYC MD4
Crosses	2	0	2	2.5	0 RBNY MD2			4 NSH MD1
Clearances	0	0	0	0.5	0			2 PHI MD3
Aerial duels won	0	0	0	0.5	0			1 RBNY MD2
Fouls committed	1	0	1	0.5	0 RBNY MD2			1
Fouls suffered	1	0	1	1.5	0 NSH MD1			2 RBNY MD2



Alhassan Yusuf (#80, LAM)

	1st Half	2nd Half	Full Match	∅ Season		■ Above season average	□ Below season average
Playing time	51:47	42:27	94:15	45:53	12:51 NSH MD1		
Goals	0	1	1	0.7	0 RBNY MD2		
Expected Goals	0	0.42	0.42	0.32	0 NSH MD1		
Shots	0	1	1	2	0 NSH MD1		
Ballpossession phases	23	29	52	54.9	14 RBNY MD2		
Passes	19	23	42	43.2	8 RBNY MD2		
Passing accuracy %	89	91	90	89	75 RBNY MD2		
Crosses	0	0	0	0.7	0		
Clearances	0	0	0	0	0		
Aerial duels won	0	0	0	0.7	0		
Fouls committed	2	0	2	2	0 RBNY MD2		
Fouls suffered	1	0	1	1.3	0 NSH MD1		



Dor Turgeman (#11, CF)

	1st Half	2nd Half	Full Match	∅ Season		■ Above season average	□ Below season average
Playing time	51:47	51:44	103:32	88:43	67:22		
					NSH MD1		103:32
Goals	1	0	1	0.3	0		
					RBNY MD2		1
Expected Goals	0.16	0	0.16	0.09	0		
					NSH MD1		0.16
Shots	1	0	1	1	0		
					NSH MD1	1	2
							RBNY MD2
Ballpossession phases	13	15	29	23.3	11		
					NSH MD1	29	30
							RBNY MD2
Passes	4	9	14	9.1	6		
					NSH MD1		14
Passing accuracy %	100	89	93	89	83		
					NSH MD1		93
Crosses	0	1	1	0.7	0		
					NSH MD1		1
Clearances	0	0	0	0	0		
							0
Aerial duels won	0	0	0	1	0		
							3
							RBNY MD2
Fouls committed	0	0	0	0.7	0		
							1
							RBNY MD2
Fouls suffered	3	0	3	2.4	1		
					NSH MD1		3



Griffin Yow (#7, Substitute)

	1st Half	2nd Half	Full Match	∅ Season		■ Above season average	□ Below season average	
Playing time	00:00	24:21	24:21	60:27	24:21			82:21 RBNY MD2
Goals	0	1	1	0.5	0 RBNY MD2			1
Expected Goals	0	0.25	0.25	0.28	0 NSH MD1			0.32 RBNY MD2
Shots	0	2	2	2	0 NSH MD1			2
Ballpossession phases	0	14	14	36.2	14			32 NSH MD1
Passes	0	9	9	17.4	9			16 NSH MD1
Passing accuracy %	0	67	67	80	67			88 NSH MD1
Crosses	0	0	0	0.5	0			1 NSH MD1
Clearances	0	0	0	0.5	0			1 RBNY MD2
Aerial duels won	0	0	0	0	0			0
Fouls committed	0	1	1	2	1			2 NSH MD1
Fouls suffered	0	0	0	2	0			3 NSH MD1



Jackson Yueill (#14, Substitute)

	1st Half	2nd Half	Full Match	∅ Season		■ Above season average	□ Below season average	
Playing time	00:00	08:34	08:34	19:30	08:34			100:41 NYC MD4
Goals	0	0	0	0	0			0
Expected Goals	0	0	0	0	0			0.03 NSH MD1
Shots	0	0	0	0	0			2 NSH MD1
Ballpossession phases	0	8	8	57.7	8			75 NYC MD4
Passes	0	8	8	27.7	5 RBNY MD2			60 NSH MD1
Passing accuracy %	0	100	100	75	40 RBNY MD2			100
Crosses	0	0	0	4.6	0			2 RBNY MD2
Clearances	0	0	0	0	0			1 PHI MD3
Aerial duels won	0	0	0	2.3	0			1 RBNY MD2
Fouls committed	0	0	0	2.3	0			1 RBNY MD2
Fouls suffered	0	0	0	2.3	0			1 RBNY MD2



Ethan Kohler (#22, Substitute)

	1st Half	2nd Half	Full Match	∅ Season		■ Above season average	□ Below season average	
Playing time	00:00	24:22	24:22	62:41	24:22			101:11 NSH MD1
Goals	0	0	0	0	0			0
Expected Goals	0	0	0	0.04	0			0.06 NSH MD1
Shots	0	0	0	0.7	0			1 NSH MD1
Ballpossession phases	0	13	13	47.4	13			53 NSH MD1
Passes	0	12	12	37.3	12			40 NSH MD1
Passing accuracy %	0	83	83	92	83			95 NSH MD1
Crosses	0	0	0	0	0			0
Clearances	0	0	0	0	0			0
Aerial duels won	0	0	0	0.7	0			1 NSH MD1
Fouls committed	0	1	1	1.4	0 CIN MD4			1
Fouls suffered	0	0	0	1.4	0			2 NSH MD1



Peyton Miller (#25, Substitute)

	1st Half	2nd Half	Full Match	∅ Season		■ Above season average	□ Below season average
Playing time	00:00	11:39	11:39	11:29	00:00 CIN MD4		
Goals	0	1	1	7.8	0 CIN MD4		
Expected Goals	0	0.05	0.05	0.39	0 CIN MD4		
Shots	0	1	1	7.8	0 CIN MD4		
Ballpossession phases	0	2	3	15.7	0 CIN MD4		
Passes	0	1	2	7.8	0 CIN MD4		
Passing accuracy %	0	100	100	100	0 CIN MD4		
Crosses	0	0	0	0	0		
Clearances	0	0	0	0	0		
Aerial duels won	0	0	0	0	0		
Fouls committed	0	0	0	0	0		
Fouls suffered	0	0	0	0	0		



Diego Fagúndez (#77, Substitute)

	1st Half	2nd Half	Full Match	∅ Season		■ Above season average	□ Below season average
Playing time	00:00	09:07	09:07	08:57	00:00 CIN MD4		
Goals	0	0	0	0	0		
Expected Goals	0	0	0	0	0		
Shots	0	0	0	0	0		
Ballpossession phases	0	8	9	80.4	0 CIN MD4		
Passes	0	7	7	70.4	0 CIN MD4		
Passing accuracy %	0	100	100	100	0 CIN MD4		
Crosses	0	0	0	0	0		
Clearances	0	0	0	0	0		
Aerial duels won	0	0	0	0	0		
Fouls committed	0	1	1	10.1	0 CIN MD4		
Fouls suffered	0	0	0	0	0		



Stats

	1st Half	2nd Half	90min Average	Full Match	Ø Season	Ø League	Top Player						
Goals				1	0.7	1.3	1.	G. Valenzuela 1					
Shots				15	11.3	10.9	1.	Evander 5	2.	K. Denkey 3	3.	T. Barlow 2	+1
Expected Goals				1.26	1.27	1.42	1.	K. Denkey 0.4	2.	Evander 0.35	3.	A. Chirilă 0.15	
Shots at goal within the box				10	7.3	7.2	1.	T. Barlow 2	Evander 2	K. Denkey 2			
Sitters				0	0.7	0.8							
Ballpossession phases				618	538.2	552.7	1.	A. Chirilă 84	2.	N. Hagglund 79	3.	Evander 68	
Passes				436	382.1	402.8	1.	N. Hagglund 65	2.	A. Chirilă 64	3.	M. Robinson 55	
Passing accuracy %				86	81.9	84.5	1.	K. Denkey 100	2.	G. Valenzuela 96	3.	N. Hagglund 89	
Crosses				2	5.7	6.2	1.	E. Echenique 1	A. Jabbari 1				
Clearances				2	5.5	6.5	1.	R. Celentano 1	B. Anunga 1				
Aerial duels won				0	11.9	8.4							
Fouls committed				14	9.7	11	1.	A. Jabbari 3	2.	B. Anunga 2	G. Valenzuela 2	+1	
Fouls suffered				15	11.7	10.5	1.	B. Anunga 3	A. Jabbari 3	3.	G. Valenzuela 2	+2	



Roman Celentano (#18, GK)

	1st Half	2nd Half	Full Match	∅ Season		Above season average	Below season average
Playing time	51:47	51:44	103:32	101:47	96:06 RBNY MD1		
Goals	0	0	0	0	0		
Expected Goals	0	0	0	0	0		
Shots	0	0	0	0	0		
Ballpossession phases	15	16	31	29	21 TOR MD3	31	43 DC MD4
Passes	7	8	15	13.7	7 CHI MD3	15	24 DC MD4
Passing accuracy %	86	88	87	82	62 PHI MD2	87	94 CLT MD4
Crosses	0	0	0	0	0		
Clearances	0	1	1	0.2	0 TOR MD3		
Aerial duels won	0	0	0	0	0		
Fouls committed	0	0	0	0.2	0		
Fouls suffered	0	0	0	0	0		



Miles Robinson (#12, CB)

	1st Half	2nd Half	Full Match	∅ Season		Above season average	Below season average	
Playing time	51:47	15:57	67:45	92:53	29:26 CLT MD4			102:57 MIN MD2
Goals	0	0	0	0	0			1 CHI MD3
Expected Goals	0	0	0	0.1	0			0.64 CHI MD3
Shots	0	0	0	0.2	0			2 CHI MD3
Ballpossession phases	50	11	61	65.6	46 CLT MD4			106 PHI MD2
Passes	41	11	52	55.2	42 CLT MD4			91 PHI MD2
Passing accuracy %	90	64	85	83	77 ATL MD1			95 TOR MD3
Crosses	0	0	0	0	0			0
Clearances	0	0	0	0.2	0			6 CHI MD3
Aerial duels won	0	0	0	1.7	0			7 PHI MD2
Fouls committed	1	0	1	0.7	0 ATL MD1			2 RBNY MD1
Fouls suffered	0	0	0	0.2	0			1 TOR MD3



Nick Hagglund (#4, RCB)

	1st Half	2nd Half	Full Match	∅ Season		Above season average	Below season average
Playing time	51:47	51:44	103:32	95:00	86:42 MIN MD2		
Goals	0	0	0	0.2	0		
Expected Goals	0	0	0	0.16	0		
Shots	0	0	0	0.7	0		
Ballpossession phases	40	39	79	62	51 ATL MD1		
Passes	32	32	64	46.4	37 ATL MD1		
Passing accuracy %	91	88	89	80	70 ATL MD1		
Crosses	0	0	0	0	0		
Clearances	0	0	0	1.2	0		
Aerial duels won	0	0	0	3.8	0		
Fouls committed	1	0	1	0.7	0 MIN MD2		
Fouls suffered	0	0	0	0.2	0		



Andrei Chirilă (#88, LCB)

	1st Half	2nd Half	Full Match	∅ Season		Above season average	Below season average
Playing time	51:47	51:44	103:32	103:22	00:00 NE MD4		103:32
Goals	0	0	0	0	0 NE MD4		0
Expected Goals	0	0.15	0.15	0.13	0 NE MD4		0.15
Shots	0	2	2	1.7	0 NE MD4		2
Ballpossession phases	48	36	84	73.1	0 NE MD4		84
Passes	41	20	61	53.1	0 NE MD4		61
Passing accuracy %	83	70	79	79	0 NE MD4		79
Crosses	0	0	0	0	0 NE MD4		0
Clearances	0	0	0	0	0 NE MD4		0
Aerial duels won	0	0	0	0	0 NE MD4		0
Fouls committed	0	0	0	0	0 NE MD4		0
Fouls suffered	0	2	2	1.7	0 NE MD4		2



Obinna Nwobodo (#5, LDM)

	1st Half	2nd Half	Full Match	∅ Season		Above season average	Below season average	
Playing time	51:47	00:00	51:47	48:36	08:13 ATL MD1			101:55 TOR MD2
Goals	0	0	0	0	0			0
Expected Goals	0	0	0	0.22	0			0.26 TOR MD3
Shots	0	0	0	2.3	0			3 MIN MD2
Ballpossession phases	23	0	23	56.9	4 ATL MD1			67 PHI MD2
Passes	15	0	15	46.7	4 ATL MD1			55 TOR MD3
Passing accuracy %	80	0	80	73	25 ATL MD1			100 TOR MD3
Crosses	0	0	0	0.9	0			2 TOR MD3
Clearances	0	0	0	0.9	0			2 TOR MD3
Aerial duels won	0	0	0	0.5	0			2 PHI MD2
Fouls committed	1	0	1	1.4	0 MIN MD2			3 TOR MD2
Fouls suffered	1	0	1	0.5	0 TOR MD3			2 PHI MD2



Brian Anunga (#27, RDM)

	1st Half	2nd Half	Full Match	∅ Season		Above season average	Below season average
Playing time	51:47	51:44	103:32	54:10	04:58 MIN MD2		
Goals	0	0	0	0	0		
Expected Goals	0	0	0	0	0		
Shots	0	0	0	0	0		
Ballpossession phases	29	27	56	50.7	5 MIN MD2	56	65 TOR MD3
Passes	21	23	44	40.7	5 MIN MD2	44	55 TOR MD3
Passing accuracy %	95	83	89	88	67 RBNY MD1		
Crosses	0	0	0	0	0		
Clearances	1	0	1	0.8	0 MIN MD2		
Aerial duels won	0	0	0	0	0		
Fouls committed	2	0	2	1.7	0 MIN MD2		
Fouls suffered	2	1	3	2.5	0 MIN MD2		



Kyle Smith (#24, RM)

	1st Half	2nd Half	Full Match	∅ Season		Above season average	Below season average
Playing time	51:47	36:40	88:27	49:40	10:54 TOR MD3		
Goals	0	0	0	0	0		
Expected Goals	0	0	0	0.04	0		
Shots	0	0	0	0.9	0		
Ballpossession phases	24	17	41	48.9	13 TOR MD3		
Passes	15	16	31	37.1	10 TOR MD3		
Passing accuracy %	80	94	87	88	87		
Crosses	0	0	0	0.9	0		
Clearances	0	0	0	0	0		
Aerial duels won	0	0	0	0	0		
Fouls committed	0	0	0	0	0		
Fouls suffered	1	0	1	0.9	0 TOR MD3		



Gerardo Valenzuela (#22, CM)

	1st Half	2nd Half	Full Match	∅ Season		Above season average	Below season average
Playing time	51:47	25:30	77:18	73:22	07:58 CHI MD3	77:18 ATL MD1	
Goals	1	0	1	0.3	0 TOR MD3	1 ATL MD1	
Expected Goals	0.11	0	0.11	0.12	0 CLT MD4	0.18 ATL MD1	
Shots	1	0	1	1.8	0 CLT MD4	2 TOR MD3	
Ballpossession phases	23	17	40	49.4	6 CLT MD4	49 ATL MD1	
Passes	20	11	31	32.2	3 CLT MD4	31	
Passing accuracy %	95	100	97	88	40 TOR MD2	97 CLT MD4	
Crosses	0	0	0	0	0	0	
Clearances	0	0	0	0.3	0	1 MIN MD2	
Aerial duels won	0	0	0	0.6	0	2 ATL MD1	
Fouls committed	1	1	2	1.5	0 ATL MD1	2	
Fouls suffered	1	1	2	2.8	0 DC MD4	5 ATL MD1	



Bryan Ramírez (#29, LM)

	1st Half	2nd Half	Full Match	∅ Season		Above season average	Below season average	
Playing time	51:47	00:00	51:47	86:58	51:47			102:57 MIN MD2
Goals	0	0	0	0	0			0
Expected Goals	0	0	0	0.03	0			0.11 MIN MD2
Shots	0	0	0	0.8	0			2 MIN MD2
Ballpossession phases	25	1	26	56.4	26			71 ATL MD1
Passes	16	1	17	38.3	17			52 ATL MD1
Passing accuracy %	88	100	88	88	84			93 TOR MD3
Crosses	0	0	0	1.6	0			3 ATL MD1
Clearances	0	0	0	0.5	0			1 MIN MD2
Aerial duels won	0	0	0	0.5	0			1 TOR MD3
Fouls committed	2	0	2	1.8	1			3 ATL MD1
Fouls suffered	0	0	0	0.5	0			2 ATL MD1



Evander (#10, LS)

	1st Half	2nd Half	Full Match	∅ Season		Above season average	Below season average	
Playing time	51:47	51:44	103:32	46:22	12:03 ATL MD1			103:32
Goals	0	0	0	0	0			1 PHI MD2
Expected Goals	0.15	0.2	0.35	0.27	0 ATL MD1			0.48 PHI MD2
Shots	3	2	5	3.9	0 ATL MD1			7 CLT MD4
Ballpossession phases	26	40	68	58.2	5 ATL MD1			70 PHI MD2
Passes	15	27	42	36.9	2 ATL MD1			44 PHI MD2
Passing accuracy %	93	81	86	86	68 RBNY MD1			100 ATL MD1
Crosses	0	0	0	0	0			2 RBNY MD1
Clearances	0	0	0	0	0			0
Aerial duels won	0	0	0	0	0			2 RBNY MD1
Fouls committed	1	0	1	1.3	0 TOR MD3			1
Fouls suffered	2	0	2	1.9	0 ATL MD1			2



Ayoub Jabbari (#99, RS)

	1st Half	2nd Half	Full Match	∅ Season		Above season average	Below season average
Playing time	51:47	00:00	51:47	57:22	34:46 TOR MD3	51:47 72:33 ATL MD1	
Goals	0	0	0	0	0	0	
Expected Goals	0.08	0	0.08	0.1	0 TOR MD3	0.08 0.18 MIN MD2	
Shots	1	0	1	0.8	0 TOR MD3	1	
Ballpossession phases	23	0	23	30.6	7 TOR MD3	23 30 ATL MD1	
Passes	8	0	8	16.1	4 TOR MD3	8 20 ATL MD1	
Passing accuracy %	88	0	88	68	50 TOR MD3	88	
Crosses	1	0	1	0.8	0 MIN MD2	1	
Clearances	0	0	0	0.4	0	1 ATL MD1	
Aerial duels won	0	0	0	2.4	0	3 MIN MD2	
Fouls committed	3	0	3	1.2	0 TOR MD3	3	
Fouls suffered	3	0	3	3.1	0 TOR MD3	3	



Alvas Powell (#2, Substitute)

	1st Half	2nd Half	Full Match	∅ Season		Above season average	Below season average
Playing time	00:00	15:04	15:04	13:12	08:28 ATL MD1		
Goals	0	0	0	0	0		
Expected Goals	0	0	0	0	0		
Shots	0	0	0	0	0		
Ballpossession phases	0	7	7	52.2	1 ATL MD1		
Passes	0	5	5	36.3	0 ATL MD1		
Passing accuracy %	0	80	80	81	0 ATL MD1		
Crosses	0	0	0	2.3	0		
Clearances	0	0	0	0	0		
Aerial duels won	0	0	0	0	0		
Fouls committed	0	0	0	0	0		
Fouls suffered	0	0	0	0	0		



Kévin Denkey (#9, Substitute)

	1st Half	2nd Half	Full Match	∅ Season		Above season average	Below season average	
Playing time	00:00	51:44	51:44	88:50	51:44			102:57 MIN MD2
Goals	0	0	0	0.3	0			1 ATL MD1
Expected Goals	0	0.4	0.4	0.44	0 TOR MD3			1.05 ATL MD1
Shots	0	3	3	1.8	0 TOR MD3			3
Ballpossession phases	0	20	20	28.9	19 TOR MD3			40 TOR MD3
Passes	0	9	9	14.4	9			27 RBNY MD1
Passing accuracy %	0	100	100	72	50 MIN MD2			100
Crosses	0	0	0	0	0			0
Clearances	0	0	0	0.3	0			1 TOR MD3
Aerial duels won	0	0	0	1	0			2 MIN MD2
Fouls committed	0	1	1	0.8	0 MIN MD2			2 TOR MD3
Fouls suffered	0	1	1	2	0 CLT MD4			3 TOR MD3



Tom Barlow (#16, Substitute)

	1st Half	2nd Half	Full Match	∅ Season		Above season average	Below season average	
Playing time	00:00	51:44	51:44	44:24	26:27 ATL MD1			67:04 TOR MD3
Goals	0	0	0	0	0			0
Expected Goals	0	0.11	0.11	0.24	0 MIN MD2			0.36 TOR MD3
Shots	0	2	2	2	0 MIN MD2			2
Ballpossession phases	0	16	16	27.4	8 MIN MD2			18 TOR MD3
Passes	0	8	8	15.7	6 MIN MD2			9 ATL MD1
Passing accuracy %	0	88	88	78	33 MIN MD2			89 ATL MD1
Crosses	0	0	0	0	0			0
Clearances	0	0	0	0	0			0
Aerial duels won	0	0	0	1.5	0			2 ATL MD1
Fouls committed	0	0	0	1.5	0			1 TOR MD3
Fouls suffered	0	0	0	1	0			1 TOR MD3



Matt Miazga (#21, Substitute)

	1st Half	2nd Half	Full Match	∅ Season		Above season average	Below season average	
Playing time	00:00	35:47	35:47	35:37	35:47			100:04 DC MD4
Goals	0	0	0	0	0			0
Expected Goals	0	0	0	0	0			0.05 DC MD4
Shots	0	0	0	0	0			1 DC MD4
Ballpossession phases	0	21	22	53.1	22			79 DC MD4
Passes	0	18	19	45.5	19			69 DC MD4
Passing accuracy %	0	83	84	83	81 DC MD4			93 CHI MD3
Crosses	0	0	0	0	0			0
Clearances	0	0	0	0	0			8 CHI MD3
Aerial duels won	0	0	0	0	0			7 DC MD4
Fouls committed	0	0	0	0	0			1 CHI MD3
Fouls suffered	0	0	0	0	0			2 CHI MD3



Ender Echenique (#66, Substitute)

	1st Half	2nd Half	Full Match	∅ Season		Above season average	Below season average	
Playing time	00:00	51:44	51:44	76:49	51:44			90:31 ATL MD1
Goals	0	0	0	0	0			0
Expected Goals	0	0.07	0.07	0.08	0.02 TOR MD3			0.13 ATL MD1
Shots	0	1	1	1.5	1			2 MIN MD2
Ballpossession phases	0	14	14	39.5	14			43 TOR MD3
Passes	0	9	9	24	9			25 TOR MD3
Passing accuracy %	0	78	78	70	64 MIN MD2			78
Crosses	0	1	1	3.5	1			5 TOR MD3
Clearances	0	0	0	0.3	0			1 MIN MD2
Aerial duels won	0	0	0	0.3	0			1 TOR MD3
Fouls committed	0	0	0	0.9	0			3 TOR MD3
Fouls suffered	0	0	0	1.2	0			2 TOR MD3