





# Match Report

Major League Soccer - Regular Season | 2025 | Matchday 30 | Saturday 23.08.2025, 19:30

Lower.com Field

 <p><b>Columbus Crew</b></p>	<p>1   2</p>	 <p><b>New England Revolution</b></p>
---------------------------------------------------------------------------------------------------------------	--------------	--------------------------------------------------------------------------------------------------------------------------

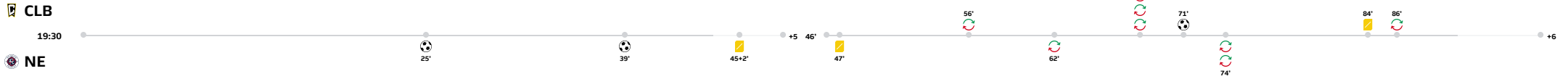




# Match Overview

Major League Soccer - Regular Season | 2025 | Matchday 30 | Columbus Crew - New England Revolution 1:2

## Actions



## Lineups & Team Stats

- 28 P. Schulte
- 31 S. Moreira (84', 86')
- 25 S. Zawadzki
- 18 M. Amundsen
- 27 M. Arfsten
- 2 A. Herrera (68')
- 8 D. Gazdag (71')
- 10 D. Rossi
- 16 T. Habroune (68')
- 7 D. Chambost (68')
- 11 I. Aliyu (56')
- 24 E. Bush
- 9 W. Abou Ali (56')
- 14 A. Sejdić
- 19 J. Russell-Rowe (68')
- 20 D. Jones
- 21 Y. Cheberko (68')
- 26 L. Lappalainen (68')
- 30 H. Picard
- 48 C. Ruvalcaba (86')

### Columbus Crew

### New England Revolution

Stat	Columbus Crew	New England Revolution
Goals	1	2
xGoals	2.04	2.41
Shots	23	10
Possession (%)	62	38
Passes & Crosses	610	329
Passing accuracy (%)	86	80
Corners	2	3
Fouls	9	8
Distance Covered	123.7	112.1
High-Intensity Runs	488	343

Referee: Sergii Demianchuk | Assistants: Logan Brown, Jason White | 4th Official: Muhammad Hassan | Video Assistant: Edvin Jurisevic

- M. Turner 30
- (74') P. Miller 25
- M. Fofana 2
- B. Ceballos 3
- I. Feingold 12
- (45+2) M. Polster 8
- (86') (47') C. Gil 10
- (74') L. Langoni 41
- A. Yusuf 80
- (62') (39') I. Ganago 17
- (25') L. Campana 9
- A. Bono 24
- (62') T. Beason 4
- (74') T. Chancalay 7
- J. Yueill 14
- B. Bye 15
- W. Omsberg 16
- A. Oyirwoth 18
- (74') W. Sands 23
- A. Farrell 88



Stats

	1st Half	2nd Half	90min Average	Full Match	∅ Season	∅ League	Top Player						
Goals	1			1	1.3	1.3	1.	D. Gazdag 1					
Shots	9	13		23	12.8	11.5	1.	D. Rossi 6	2.	D. Gazdag 5	M. Arfsten 5		
Expected Goals	1.07	0.88		2.04	1.7	1.49	1.	M. Arfsten 0.49	2.	D. Rossi 0.48	3.	D. Gazdag 0.45	
Shots at goal within the box	8	8		17	8.5	7.4	1.	D. Gazdag 5	M. Arfsten 5	3.	D. Rossi 4		
Sitters	1			1	0.7	0.8	1.	I. Aliyu 1					
Ballpossession phases	371	367		750	666.4	552.2	1.	S. Zawadzki 86	2.	M. Amundsen 81	3.	T. Habroune 74	+1
Passes	287	286		581	524.8	401.3	1.	S. Zawadzki 75	2.	M. Amundsen 69	3.	S. Moreira 61	
Passing accuracy %	84	88		86	89.1	84.7	1.	C. Ruvalcaba 100	2.	S. Moreira 90	S. Zawadzki 90	+1	
Crosses	8	13		22	7.5	6.5	1.	A. Herrera 7	2.	L. Lappalainen 3	M. Amundsen 3	+2	
Clearances	1			1	3.8	6.2	1.	S. Moreira 1					
Aerial duels won	0	0		0	5.9	10.2							
Fouls committed	4	8		12	9.1	10.8	1.	D. Rossi 3	2.	S. Moreira 2	A. Herrera 2	+1	
Fouls suffered	6	2		8	10.2	10.3	1.	D. Gazdag 3	2.	S. Moreira 1	S. Zawadzki 1	+3	



### Patrick Schulte (#28, GK)

	1st Half	2nd Half	Full Match	∅ Season		Above season average	Below season average
<b>Playing time</b>	49:32	49:54	99:27	99:23	<b>94:54</b> DC MD26	99:27	<b>112:50</b> NYC MD30
<b>Goals</b>	0	0	0	0	<b>0</b>		<b>0</b>
<b>Expected Goals</b>	0	0	0	0	<b>0</b>		<b>0</b>
<b>Shots</b>	0	0	0	0	<b>0</b>		<b>0</b>
<b>Ballpossession phases</b>	19	16	35	36.7	<b>18</b> POR MD10	35	<b>73</b> CHI MD1
<b>Passes</b>	11	9	20	23.8	<b>9</b> POR MD10	20	<b>51</b> CHI MD1
<b>Passing accuracy %</b>	45	89	65	80	<b>57</b> SJ MD10	65	<b>100</b> NSH MD25
<b>Crosses</b>	0	0	0	0	<b>0</b>		<b>0</b>
<b>Clearances</b>	0	0	<b>0</b>	0	<b>0</b>		<b>1</b> CIN MD14
<b>Aerial duels won</b>	0	0	<b>0</b>	0.1	<b>0</b>		<b>1</b> CIN MD24
<b>Fouls committed</b>	0	0	<b>0</b>	0	<b>0</b>		<b>1</b> MTL MD14
<b>Fouls suffered</b>	0	0	<b>0</b>	0	<b>0</b>		<b>2</b> NSH MD7



### Steven Moreira (#31, RCB)

	1st Half	2nd Half	Full Match	∅ Season		Above season average	Below season average	
<b>Playing time</b>	49:32	40:12	89:44	88:20	<b>12:51</b> ATL MD2			<b>112:50</b> NYC MD30
<b>Goals</b>	0	0	<b>0</b>	0	<b>0</b>			<b>1</b> STL MD8
<b>Expected Goals</b>	0	0	<b>0</b>	0.08	<b>0</b>			<b>0.88</b> NE MD23
<b>Shots</b>	0	0	<b>0</b>	0.7	<b>0</b>			<b>3</b> NSH MD25
<b>Ballpossession phases</b>	36	35	71	77.1	<b>6</b> ATL MD2			<b>106</b> PHI MD12
<b>Passes</b>	31	30	61	63.8	<b>5</b> ATL MD2			<b>91</b> CLT MD27
<b>Passing accuracy %</b>	90	90	90	90	<b>75</b> NYC MD20			<b>100</b> ATL MD2
<b>Crosses</b>	0	0	<b>0</b>	0.8	<b>0</b>			<b>4</b> NSH MD16
<b>Clearances</b>	1	0	1	0.4	<b>0</b> TOR MD29			<b>3</b> PHI MD21
<b>Aerial duels won</b>	0	0	<b>0</b>	0.3	<b>0</b>			<b>3</b> SKC MD22
<b>Fouls committed</b>	0	2	<b>2</b>	0.5	<b>0</b> NSH MD25			<b>2</b>
<b>Fouls suffered</b>	0	1	1	0.3	<b>0</b> TOR MD29			<b>2</b> MIA MD9



### Sean Zawadzki (#25, CB)

	1st Half	2nd Half	Full Match	∅ Season		Above season average	Below season average		
<b>Playing time</b>	49:32	49:54	99:27	99:27	<b>13:35</b> TOR MD25			<b>111:37</b> CLT MD6	
<b>Goals</b>	0	0	<b>0</b>	0.1	<b>0</b>			<b>1</b> PHI MD12	
<b>Expected Goals</b>	0	0.02	0.02	0.09	<b>0</b> TOR MD29	0.02			<b>0.89</b> PHI MD12
<b>Shots</b>	0	1	1	0.5	<b>0</b> TOR MD29			<b>2</b> CIN MD13	
<b>Ballpossession phases</b>	47	39	86	70.8	<b>8</b> TOR MD25			<b>121</b> PHI MD12	
<b>Passes</b>	42	33	75	60.7	<b>7</b> TOR MD25			<b>110</b> MIA MD21	
<b>Passing accuracy %</b>	93	88	91	93	<b>82</b> HOU MD3			<b>100</b> ORL MD16	
<b>Crosses</b>	0	0	<b>0</b>	0	<b>0</b>			<b>1</b> CLT MD15	
<b>Clearances</b>	0	0	<b>0</b>	1	<b>0</b>			<b>5</b> PHI MD21	
<b>Aerial duels won</b>	0	0	<b>0</b>	1.2	<b>0</b>			<b>5</b> NYC MD20	
<b>Fouls committed</b>	0	1	1	0.9	<b>0</b> TOR MD29			<b>4</b> NE MD2	
<b>Fouls suffered</b>	0	1	1	1.3	<b>0</b> VAN MD19			<b>5</b> NYC MD30	



### Malte Amundsen (#18, LCB)

	1st Half	2nd Half	Full Match	∅ Season		Above season average	Below season average	
<b>Playing time</b>	49:32	49:54	99:27	75:07	<b>08:49</b> MIA MD17			<b>110:28</b> NYC MD20
<b>Goals</b>	0	0	0	0.1	<b>0</b>			<b>1</b> CLT MD15
<b>Expected Goals</b>	0	0	0	0.07	<b>0</b>			<b>0.68</b> CLT MD15
<b>Shots</b>	0	0	0	0.5	<b>0</b>			<b>1</b> TOR MD29
<b>Ballpossession phases</b>	40	41	81	75.3	<b>7</b> MIA MD17			<b>120</b> DC MD8
<b>Passes</b>	32	33	65	61.5	<b>6</b> MIA MD17			<b>103</b> DC MD8
<b>Passing accuracy %</b>	84	94	89	87	<b>50</b> DC MD6			<b>100</b> ATL MD28
<b>Crosses</b>	0	3	3	0.3	<b>0</b> TOR MD29			<b>3</b>
<b>Clearances</b>	0	0	0	0.7	<b>0</b>			<b>5</b> RSL MD9
<b>Aerial duels won</b>	0	0	0	1.4	<b>0</b>			<b>5</b> STL MD8
<b>Fouls committed</b>	0	0	0	0.8	<b>0</b>			<b>3</b> STL MD8
<b>Fouls suffered</b>	1	0	1	0.4	<b>0</b> TOR MD29			<b>3</b> NSH MD24



### Max Arfsten (#27, LB)

	1st Half	2nd Half	Full Match	∅ Season		Above season average	Below season average	
<b>Playing time</b>	49:32	49:54	99:27	96:23	<b>15:21</b> CIN MD13			<b>103:53</b> NE MD2
<b>Goals</b>	0	0	<b>0</b>	0.2	<b>0</b>			<b>1</b> CIN MD24
<b>Expected Goals</b>	0.25	0.23	0.49	0.21	<b>0</b> MIA MD17			<b>0.97</b> STL MD8
<b>Shots</b>	2	3	<b>5</b>	1.8	<b>0</b> MIA MD17			<b>5</b>
<b>Ballpossession phases</b>	39	35	74	58.8	<b>8</b> CIN MD13			<b>98</b> NSH MD16
<b>Passes</b>	26	21	47	42.8	<b>5</b> CIN MD13			<b>73</b> NSH MD16
<b>Passing accuracy %</b>	85	86	85	87	<b>72</b> NYC MD30			<b>100</b> NE MD23
<b>Crosses</b>	1	2	3	2.2	<b>0</b> MTL MD13			<b>7</b> ATL MD28
<b>Clearances</b>	0	0	<b>0</b>	0.3	<b>0</b>			<b>2</b> PHI MD29
<b>Aerial duels won</b>	0	0	<b>0</b>	0.8	<b>0</b>			<b>2</b> PHI MD12
<b>Fouls committed</b>	0	1	1	1.1	<b>0</b> ORL MD27			<b>3</b> MIA MD9
<b>Fouls suffered</b>	1	0	1	1.1	<b>0</b> ORL MD27			<b>3</b> TOR MD29



### Andrés Herrera (#2, RB)

	1st Half	2nd Half	Full Match	∅ Season		Above season average	Below season average	
<b>Playing time</b>	49:32	22:33	72:05	64:22	<b>04:49</b> MIA MD9			<b>99:28</b> VAN MD19
<b>Goals</b>	0	0	<b>0</b>	0.1	<b>0</b> MIA MD9			<b>1</b> ATL MD20
<b>Expected Goals</b>	0.05	0	0.05	0.09	<b>0</b> PHI MD21			<b>0.24</b> TOR MD29
<b>Shots</b>	1	0	1	1.3	<b>0</b> PHI MD21			<b>5</b> NYC MD5
<b>Ballpossession phases</b>	24	17	41	57.6	<b>5</b> MIA MD9			<b>95</b> HOU MD3
<b>Passes</b>	19	10	29	43.6	<b>4</b> MIA MD9			<b>79</b> HOU MD3
<b>Passing accuracy %</b>	84	90	86	84	<b>67</b> DC MD6			<b>100</b> MIA MD9
<b>Crosses</b>	4	3	<b>7</b>	1.8	<b>0</b> PHI MD21			<b>7</b> PHI MD21
<b>Clearances</b>	0	0	<b>0</b>	0.4	<b>0</b> MIA MD9			<b>2</b> ATL MD20
<b>Aerial duels won</b>	0	0	<b>0</b>	0.8	<b>0</b> PHI MD21			<b>1</b> PHI MD21
<b>Fouls committed</b>	2	0	2	1.2	<b>0</b> PHI MD21			<b>3</b> VAN MD19
<b>Fouls suffered</b>	0	0	<b>0</b>	1	<b>0</b> PHI MD21			<b>2</b> PHI MD21



### Dániel Gazdag (#8, RAM)

	1st Half	2nd Half	Full Match	∅ Season		Above season average	Below season average
<b>Playing time</b>	49:32	49:54	99:27	92:04	<b>53:12</b> STL MD8	99:27	
<b>Goals</b>	0	1	1	0.1	<b>0</b> TOR MD29	1	
<b>Expected Goals</b>	0.09	0.37	0.45	0.31	<b>0</b> SEA MD22	0.45	
<b>Shots</b>	1	4	<b>5</b>	1.9	<b>0</b> SEA MD22	5	
<b>Ballpossession phases</b>	30	41	71	57.1	<b>38</b> MIA MD17	71	
<b>Passes</b>	21	34	55	46.4	<b>29</b> VAN MD19	55	
<b>Passing accuracy %</b>	81	91	87	89	<b>83</b> VAN MD19	87	
<b>Crosses</b>	0	0	<b>0</b>	0.4	<b>0</b>	2	
<b>Clearances</b>	0	0	<b>0</b>	0.1	<b>0</b>	1	
<b>Aerial duels won</b>	0	0	<b>0</b>	0.3	<b>0</b>	1	
<b>Fouls committed</b>	0	0	<b>0</b>	1.2	<b>0</b>	4	
<b>Fouls suffered</b>	3	0	3	1.9	<b>0</b> SEA MD22	3	



### Diego Rossi (#10, LAM)

	1st Half	2nd Half	Full Match	∅ Season		Above season average	Below season average
<b>Playing time</b>	49:32	49:54	99:27	96:08	<b>28:40</b> RSL MD9		112:50 NYC MD30
<b>Goals</b>	0	0	<b>0</b>	0.5	<b>0</b>		<b>2</b> DC MD6
<b>Expected Goals</b>	0.22	0.26	0.48	0.44	<b>0</b> PHI MD21	0.48	<b>1.56</b> CLT MD11
<b>Shots</b>	2	4	6	3.1	<b>0</b> PHI MD21		<b>7</b> CLT MD15
<b>Ballpossession phases</b>	32	34	66	50.2	<b>12</b> MTL MD11		<b>70</b> SJ MD10
<b>Passes</b>	24	26	50	34.4	<b>7</b> RSL MD9		<b>51</b> SJ MD10
<b>Passing accuracy %</b>	92	85	88	85	<b>68</b> TOR MD29		<b>100</b> NE MD23
<b>Crosses</b>	1	0	1	1	<b>0</b> CIN MD24	1	<b>3</b> ORL MD27
<b>Clearances</b>	0	0	<b>0</b>	0.1	<b>0</b>		<b>2</b> ORL MD16
<b>Aerial duels won</b>	0	0	<b>0</b>	0.1	<b>0</b>		<b>1</b> DC MD6
<b>Fouls committed</b>	1	2	3	0.7	<b>0</b> ORL MD27		<b>4</b> CLT MD6
<b>Fouls suffered</b>	0	0	<b>0</b>	1.4	<b>0</b>		<b>5</b> CIN MD24



### Taha Habroune (#16, RDM)

	1st Half	2nd Half	Full Match	∅ Season		Above season average	Below season average
<b>Playing time</b>	49:32	22:30	72:02	31:14	06:53 CLT MD11	72:02 TOR MD29	
<b>Goals</b>	0	0	0	0.2	0	1 CIN MD24	
<b>Expected Goals</b>	0.09	0	0.09	0.18	0 ORL MD27	0.09 CIN MD24	
<b>Shots</b>	1	0	1	1.1	0 ORL MD27	1	
<b>Ballpossession phases</b>	47	27	74	63.4	3 PHI MD21	74 TOR MD29	
<b>Passes</b>	33	26	59	47.9	0 CLT MD11	59	
<b>Passing accuracy %</b>	85	92	88	88	0 CLT MD11	88 CIN MD24	
<b>Crosses</b>	1	0	1	0.9	0 DC MD26	1	
<b>Clearances</b>	0	0	0	0	0	2 RSL MD9	
<b>Aerial duels won</b>	0	0	0	0.7	0	2 RSL MD9	
<b>Fouls committed</b>	0	0	0	1.8	0	2 PHI MD21	
<b>Fouls suffered</b>	1	0	1	1.8	0 ORL MD27	1 TOR MD29	



### Dylan Chambost (#7, LDM)

	1st Half	2nd Half	Full Match	∅ Season		Above season average	Below season average	
<b>Playing time</b>	49:32	22:29	72:01	85:09	06:04 NYC MD30			103:46 MTL MD7
<b>Goals</b>	0	0	0	0	0			1 CLT MD11
<b>Expected Goals</b>	0.02	0.06	0.08	0.14	0 NSH MD25			0.98 CLT MD11
<b>Shots</b>	1	1	2	1.1	0 NSH MD25			4 CLT MD11
<b>Ballpossession phases</b>	40	19	59	85	4 VAN MD19			124 CIN MD14
<b>Passes</b>	37	15	52	71.1	2 NYC MD30			106 CIN MD14
<b>Passing accuracy %</b>	81	87	83	89	78 HOU MD3			100 VAN MD19
<b>Crosses</b>	0	3	3	1.1	0 SEA MD22			4 NSH MD16
<b>Clearances</b>	0	0	0	0.2	0			1 SEA MD22
<b>Aerial duels won</b>	0	0	0	0.4	0			2 CIN MD24
<b>Fouls committed</b>	0	0	0	0.8	0			3 MIA MD17
<b>Fouls suffered</b>	0	0	0	0.4	0			2 SD MD4



### Ibrahim Aliyu (#11, CF)

	1st Half	2nd Half	Full Match	∅ Season		Above season average	Below season average	
<b>Playing time</b>	49:32	11:00	60:32	64:43	<b>12:46</b> CLT MD11			<b>102:59</b> ORL MD27
<b>Goals</b>	0	0	<b>0</b>	0.2	<b>0</b>			<b>1</b> VAN MD19
<b>Expected Goals</b>	0.35	0	0.35	0.2	<b>0</b> CIN MD14			<b>0.44</b> VAN MD19
<b>Shots</b>	1	0	1	1.4	<b>0</b> CIN MD14			<b>2</b> ORL MD27
<b>Ballpossession phases</b>	17	1	18	40.3	<b>2</b> CLT MD11			<b>57</b> CIN MD24
<b>Passes</b>	11	1	12	28	<b>2</b> CLT MD11			<b>42</b> SEA MD22
<b>Passing accuracy %</b>	64	100	67	86	<b>50</b> HOU MD3			<b>100</b> SEA MD22
<b>Crosses</b>	1	0	1	1.4	<b>0</b> TOR MD29			<b>5</b> CIN MD24
<b>Clearances</b>	0	0	<b>0</b>	0.3	<b>0</b>			<b>2</b> PHI MD21
<b>Aerial duels won</b>	0	0	<b>0</b>	0.6	<b>0</b>			<b>2</b> DC MD26
<b>Fouls committed</b>	1	0	1	1.3	<b>0</b> DC MD26			<b>4</b> CIN MD14
<b>Fouls suffered</b>	0	0	<b>0</b>	0.4	<b>0</b>			<b>2</b> NSH MD25



### Wessam Abou Ali (#9, Substitute)

	1st Half	2nd Half	Full Match	∅ Season		▬ Above season average	▬ Below season average
Playing time	00:00	38:54	38:54	38:49	00:00 NE MD30		38:54
Goals	0	0	0	0	0		0
Expected Goals	0	0	0	0	0		0
Shots	0	0	0	0	0		0
Ballpossession phases	0	11	11	25.5	0 NE MD30		11
Passes	0	6	6	13.9	0 NE MD30		6
Passing accuracy %	0	33	33	33	0 NE MD30		33
Crosses	0	0	0	0	0		0
Clearances	0	0	0	0	0		0
Aerial duels won	0	0	0	0	0		0
Fouls committed	0	2	2	4.6	0 NE MD30		2
Fouls suffered	0	0	0	0	0		0



### Jacen Russell-Rowe (#19, Substitute)

	1st Half	2nd Half	Full Match	∅ Season		Above season average	Below season average	
<b>Playing time</b>	00:00	27:25	27:25	65:03	05:02 CLT MD27	27:25		105:47 RSL MD9
<b>Goals</b>	0	0	0	0.4	0			2 ATL MD20
<b>Expected Goals</b>	0	0	0	0.37	0			1.29 CHI MD1
<b>Shots</b>	0	0	0	2.3	0			5 CHI MD1
<b>Ballpossession phases</b>	0	5	5	33.8	0 CLT MD27	5		51 MTL MD7
<b>Passes</b>	0	4	4	22.5	0 CLT MD27	4		35 CLT MD11
<b>Passing accuracy %</b>	0	75	75	76	0 CLT MD27	75		100 VAN MD19
<b>Crosses</b>	0	0	0	0.1	0			1 NSH MD16
<b>Clearances</b>	0	0	0	0.2	0			1 STL MD8
<b>Aerial duels won</b>	0	0	0	0.9	0			3 TOR MD29
<b>Fouls committed</b>	0	0	0	1.2	0			3 CIN MD24
<b>Fouls suffered</b>	0	0	0	0.7	0			2 SEA MD22



### Yevhen Cheberko (#21, Substitute)

	1st Half	2nd Half	Full Match	∅ Season		Above season average	Below season average	
<b>Playing time</b>	00:00	27:24	27:24	88:41	<b>18:21</b> CHI MD4	27:24		<b>105:07</b> NSH MD7
<b>Goals</b>	0	0	0	0	<b>0</b>			<b>0</b>
<b>Expected Goals</b>	0	0	<b>0</b>	0.02	<b>0</b>			<b>0.33</b> NYC MD5
<b>Shots</b>	0	0	<b>0</b>	0.3	<b>0</b>			<b>2</b> MTL MD13
<b>Ballpossession phases</b>	0	24	24	83.6	<b>4</b> MIN MD3	24		<b>138</b> CHI MD1
<b>Passes</b>	0	22	22	71.8	<b>4</b> MIN MD3	22		<b>127</b> CHI MD1
<b>Passing accuracy %</b>	0	91	91	93	<b>87</b> PHI MD21	91		<b>100</b> MIN MD3
<b>Crosses</b>	0	0	<b>0</b>	0.3	<b>0</b>			<b>2</b> DC MD26
<b>Clearances</b>	0	0	<b>0</b>	0.8	<b>0</b>			<b>4</b> CLT MD15
<b>Aerial duels won</b>	0	0	<b>0</b>	0.9	<b>0</b>			<b>4</b> TOR MD25
<b>Fouls committed</b>	0	0	<b>0</b>	0.8	<b>0</b>			<b>3</b> CLT MD15
<b>Fouls suffered</b>	0	0	<b>0</b>	0.8	<b>0</b>			<b>3</b> DC MD26



### Lassi Lappalainen (#26, Substitute)

	1st Half	2nd Half	Full Match	∅ Season		Above season average	Below season average	
<b>Playing time</b>	00:00	27:21	27:21	26:09	<b>05:46</b> PHI MD12			<b>63:00</b> ATL MD20
<b>Goals</b>	0	0	0	0.3	<b>0</b>			<b>1</b> DC MD26
<b>Expected Goals</b>	0	0	0	0.16	<b>0</b>			<b>0.35</b> MTL MD29
<b>Shots</b>	0	0	0	1.6	<b>0</b>			<b>3</b> MTL MD29
<b>Ballpossession phases</b>	0	22	22	51.3	<b>3</b> PHI MD12			<b>37</b> ATL MD20
<b>Passes</b>	0	15	15	33.9	<b>2</b> TOR MD29			<b>26</b> ATL MD20
<b>Passing accuracy %</b>	0	87	87	81	<b>33</b> CLT MD11			<b>100</b> TOR MD29
<b>Crosses</b>	0	3	3	2.1	<b>0</b> TOR MD29			<b>3</b>
<b>Clearances</b>	0	0	0	0.3	<b>0</b>			<b>1</b> ATL MD20
<b>Aerial duels won</b>	0	0	0	0.8	<b>0</b>			<b>1</b> PHI MD21
<b>Fouls committed</b>	0	0	0	1.1	<b>0</b>			<b>1</b> TOR MD29
<b>Fouls suffered</b>	0	0	0	0.5	<b>0</b>			<b>1</b> DC MD26



### Cesar Ruvalcaba (#48, Substitute)

	1st Half	2nd Half	Full Match	∅ Season		Above season average	Below season average	
<b>Playing time</b>	00:00	09:42	09:42	27:28	02:53 DC MD26	09:42		86:56 MIA MD17
<b>Goals</b>	0	0	0	0.3	0			1 MIA MD17
<b>Expected Goals</b>	0	0.03	0.03	0.03	0 TOR MD29	0.03		0.04 MIA MD17
<b>Shots</b>	0	1	1	0.9	0 TOR MD29			1
<b>Ballpossession phases</b>	0	8	8	62.5	0 SEA MD22	8		54 MIA MD17
<b>Passes</b>	0	6	6	48.2	0 SEA MD22	6		44 MIA MD17
<b>Passing accuracy %</b>	0	100	100	93	0 SEA MD22			100
<b>Crosses</b>	0	0	0	0.6	0			1 MTL MD13
<b>Clearances</b>	0	0	0	1.2	0			2 MIA MD17
<b>Aerial duels won</b>	0	0	0	1.5	0			3 MIA MD17
<b>Fouls committed</b>	0	0	0	0.9	0			1 MIA MD17
<b>Fouls suffered</b>	0	0	0	0.3	0			1 NSH MD16



## Stats

	1st Half	2nd Half	90min Average	Full Match	∅ Season	∅ League	Top Player						
Goals				2	1	1.3	1.	L. Campana <b>1</b>	I. Ganago <b>1</b>				
Shots				10	10.9	11.5	1.	C. Gil <b>2</b>	I. Ganago <b>2</b>	3.	L. Campana <b>1</b>	+5	
Expected Goals			0.21	2.41	1.23	1.49	1.	L. Campana <b>0.85</b>	2.	I. Ganago <b>0.7</b>	3.	L. Langoni <b>0.4</b>	
Shots at goal within the box				7	6.7	7.4	1.	I. Ganago <b>2</b>	2.	L. Campana <b>1</b>	C. Gil <b>1</b>	+3	
Sitters				2	0.6	0.8	1.	L. Campana <b>1</b>	L. Langoni <b>1</b>				
Ballpossession phases				499	551.4	552.2	1.	C. Gil <b>52</b>	2.	I. Feingold <b>51</b>	3.	L. Campana <b>49</b>	+1
Passes				321	393.3	401.3	1.	C. Gil <b>42</b>	2.	A. Yusuf <b>38</b>	3.	M. Turner <b>37</b>	+1
Passing accuracy %				80	85.2	84.7	1.	W. Sands <b>100</b>	2.	L. Langoni <b>94</b>	3.	M. Fofana <b>93</b>	
Crosses				3	10.5	6.5	1.	C. Gil <b>1</b>	L. Langoni <b>1</b>	I. Feingold <b>1</b>			
Clearances				14	7.2	6.2	1.	M. Fofana <b>5</b>	2.	W. Sands <b>2</b>	P. Miller <b>2</b>		
Aerial duels won				0	11.2	10.2							
Fouls committed				8	10.8	10.8	1.	L. Langoni <b>3</b>	2.	M. Polster <b>2</b>	C. Gil <b>2</b>		
Fouls suffered				9	11	10.3	1.	P. Miller <b>2</b>	2.	W. Sands <b>1</b>	M. Polster <b>1</b>	+5	



### Matt Turner (#30, GK)

	1st Half	2nd Half	Full Match	∅ Season		■ Above season average	■ Below season average	
Playing time	49:32	49:54	99:27	97:42	94:56 LAFC MD29			99:27
Goals	0	0	0	0	0			0
Expected Goals	0	0	0	0	0			0
Shots	0	0	0	0	0			0
Ballpossession phases	19	26	45	35.6	35 DC MD28			45
Passes	9	7	16	14.4	14 DC MD28			17 LAFC MD29
Passing accuracy %	56	43	50	70	50			93 DC MD28
Crosses	0	0	0	0	0			0
Clearances	0	0	0	0	0			0
Aerial duels won	0	0	0	0.6	0			2 DC MD28
Fouls committed	0	0	0	0	0			0
Fouls suffered	0	0	0	0.3	0			1 DC MD28



# Peyton Miller (#25, LB)

	1st Half	2nd Half	Full Match	∅ Season		■ Above season average	■ Below season average	
<b>Playing time</b>	49:32	28:27	78:00	84:45	19:13 PHI MD27			103:54 SKC MD15
<b>Goals</b>	0	0	0	0	0			1 MTL MD17
<b>Expected Goals</b>	0.04	0	0.04	0.09	0 LAFC MD29			0.47 MTL MD17
<b>Shots</b>	1	0	1	0.8	0 LAFC MD29			3 COL MD21
<b>Ballpossession phases</b>	25	16	41	48.6	13 DC MD16			66 CIN MD7
<b>Passes</b>	17	9	26	31.8	6 DC MD16			50 DC MD28
<b>Passing accuracy %</b>	76	56	69	81	58 ATL MD8			100 RSL MD30
<b>Crosses</b>	0	0	0	2.4	0			6 COL MD21
<b>Clearances</b>	1	1	2	0.7	0 LAFC MD29			3 POR MD22
<b>Aerial duels won</b>	0	0	0	0.8	0			3 CIN MD7
<b>Fouls committed</b>	0	0	0	0.8	0			3 MIA MD23
<b>Fouls suffered</b>	2	0	2	0.9	0 LAFC MD29			3 RBNY MD6



### Mamadou Fofana (#2, LCB)

	1st Half	2nd Half	Full Match	∅ Season		■ Above season average	■ Below season average		
<b>Playing time</b>	49:32	49:54	99:27	95:05	<b>67:40</b> NSH MD20			<b>105:57</b> PHI MD3	
<b>Goals</b>	0	0	0	0	<b>0</b>			<b>0</b>	
<b>Expected Goals</b>	0	0	<b>0</b>	0.01	<b>0</b>			<b>0.07</b> POR MD22	
<b>Shots</b>	0	0	<b>0</b>	0.2	<b>0</b>			<b>1</b> POR MD22	
<b>Ballpossession phases</b>	30	13	43	56.2	<b>35</b> ORL MD12	<b>43</b>			<b>85</b> MTL MD27
<b>Passes</b>	23	6	29	44.9	<b>23</b> ORL MD12	<b>29</b>			<b>75</b> MTL MD27
<b>Passing accuracy %</b>	91	100	93	91	<b>78</b> NYC MD9			<b>98</b> LAFC MD29	
<b>Crosses</b>	0	0	0	0	<b>0</b>			<b>0</b>	
<b>Clearances</b>	3	2	5	2	<b>0</b> MTL MD27			<b>6</b> POR MD22	
<b>Aerial duels won</b>	0	0	<b>0</b>	0.8	<b>0</b>			<b>2</b> ORL MD26	
<b>Fouls committed</b>	0	0	<b>0</b>	1.2	<b>0</b>			<b>4</b> DC MD28	
<b>Fouls suffered</b>	0	0	<b>0</b>	0.2	<b>0</b>			<b>1</b> DC MD28	



# Brayan Ceballos (#3, RCB)

	1st Half	2nd Half	Full Match	∅ Season		■ Above season average	■ Below season average	
<b>Playing time</b>	49:32	49:54	99:27	96:37	<b>65:40</b> CIN MD19			<b>106:21</b> COL MD21
<b>Goals</b>	0	0	<b>0</b>	0	<b>0</b>			<b>1</b> NSH MD20
<b>Expected Goals</b>	0.09	0	0.09	0.05	<b>0</b> LAFC MD29			<b>0.28</b> CIN MD7
<b>Shots</b>	1	0	1	0.6	<b>0</b> LAFC MD29			<b>3</b> CIN MD7
<b>Ballpossession phases</b>	17	11	<b>28</b>	54.5	<b>28</b>			<b>90</b> SKC MD15
<b>Passes</b>	13	6	<b>19</b>	44.1	<b>19</b>			<b>80</b> SKC MD15
<b>Passing accuracy %</b>	100	50	84	87	<b>70</b> NYC MD4			<b>100</b> ORL MD12
<b>Crosses</b>	0	0	<b>0</b>	0.1	<b>0</b>			<b>1</b> COL MD21
<b>Clearances</b>	0	1	1	1.3	<b>0</b> ORL MD26			<b>4</b> ATL MD8
<b>Aerial duels won</b>	0	0	<b>0</b>	1.8	<b>0</b>			<b>8</b> CIN MD7
<b>Fouls committed</b>	0	0	<b>0</b>	1.4	<b>0</b>			<b>4</b> CIN MD19
<b>Fouls suffered</b>	0	0	<b>0</b>	0.4	<b>0</b>			<b>2</b> LAFC MD29



# Ilay Feingold (#12, RB)

	1st Half	2nd Half	Full Match	∅ Season		■ Above season average	■ Below season average		
<b>Playing time</b>	49:32	49:54	99:27	82:38	<b>21:35</b> NYC MD4			<b>105:57</b> PHI MD3	
<b>Goals</b>	0	0	<b>0</b>	0.1	<b>0</b>			<b>2</b> MTL MD17	
<b>Expected Goals</b>	0.06	0	0.06	0.05	<b>0</b> LAFC MD29	0.06			<b>0.44</b> MTL MD17
<b>Shots</b>	1	0	1	0.5	<b>0</b> LAFC MD29			<b>2</b> ORL MD26	
<b>Ballpossession phases</b>	39	12	51	57.1	<b>14</b> NYC MD4			<b>82</b> RBNY MD6	
<b>Passes</b>	31	6	37	37.2	<b>6</b> COL MD21			<b>59</b> PHI MD3	
<b>Passing accuracy %</b>	84	83	84	85	<b>67</b> NYC MD4			<b>100</b> RBNY MD25	
<b>Crosses</b>	0	1	1	3.8	<b>0</b> SJ MD14			<b>9</b> CIN MD19	
<b>Clearances</b>	1	0	<b>1</b>	0.3	<b>0</b> LAFC MD29			<b>1</b>	
<b>Aerial duels won</b>	0	0	<b>0</b>	0.7	<b>0</b>			<b>5</b> DC MD16	
<b>Fouls committed</b>	0	0	<b>0</b>	0.6	<b>0</b>			<b>3</b> RBNY MD6	
<b>Fouls suffered</b>	0	1	1	1.4	<b>0</b> MTL MD27			<b>4</b> RBNY MD6	



### Matt Polster (#8, LDM)

	1st Half	2nd Half	Full Match	∅ Season		■ Above season average	■ Below season average	
<b>Playing time</b>	49:32	49:54	99:27	98:02	59:59 PHI MD27			109:58 RBNY MD13
<b>Goals</b>	0	0	0	0	0			1 ORL MD12
<b>Expected Goals</b>	0	0	0	0.05	0			0.51 ORL MD12
<b>Shots</b>	0	0	0	0.3	0			3 CIN MD7
<b>Ballpossession phases</b>	28	16	44	64.7	42 PHI MD27			106 SKC MD15
<b>Passes</b>	19	12	31	53.9	31			92 SKC MD15
<b>Passing accuracy %</b>	89	58	77	92	77			100 RBNY MD25
<b>Crosses</b>	0	0	0	0.1	0			1 MTL MD27
<b>Clearances</b>	0	0	0	0.5	0			4 PHI MD15
<b>Aerial duels won</b>	0	0	0	1.4	0			8 CHI MD6
<b>Fouls committed</b>	2	0	2	1.8	0 LAFC MD29			5 SJ MD14
<b>Fouls suffered</b>	0	1	1	0.6	0 LAFC MD29			3 NYC MD9



### Carles Gil (#10, CAM)

	1st Half	2nd Half	Full Match	∅ Season		■ Above season average	■ Below season average	
<b>Playing time</b>	49:32	49:54	99:27	99:23	<b>79:08</b> MTL MD29			<b>109:58</b> RBNY MD13
<b>Goals</b>	0	0	<b>0</b>	0.3	<b>0</b>			<b>2</b> RBNY MD6
<b>Expected Goals</b>	0.05	0.19	0.24	0.21	<b>0</b> MTL MD17			<b>0.91</b> COL MD21
<b>Shots</b>	1	1	2	2.1	<b>0</b> MTL MD17			<b>5</b> ATL MD8
<b>Ballpossession phases</b>	37	15	52	70.5	<b>46</b> ATL MD4			<b>102</b> COL MD21
<b>Passes</b>	27	14	41	49.2	<b>27</b> CIN MD22			<b>81</b> POR MD22
<b>Passing accuracy %</b>	89	79	85	83	<b>71</b> RBNY MD6			<b>96</b> CIN MD22
<b>Crosses</b>	1	0	1	1.6	<b>0</b> ATX MD24			<b>6</b> MIA MD11
<b>Clearances</b>	0	0	<b>0</b>	0.1	<b>0</b>			<b>2</b> ATX MD24
<b>Aerial duels won</b>	0	0	<b>0</b>	0.1	<b>0</b>			<b>1</b> SKC MD15
<b>Fouls committed</b>	1	1	<b>2</b>	0.4	<b>0</b> DC MD28			<b>2</b>
<b>Fouls suffered</b>	0	0	<b>0</b>	2.9	<b>0</b>			<b>6</b> RBNY MD25



### Luca Langoni (#41, RAM)

	1st Half	2nd Half	Full Match	∅ Season		■ Above season average	■ Below season average	
<b>Playing time</b>	49:32	28:19	77:51	64:13	14:47 TOR MD11			101:02 MTL MD27
<b>Goals</b>	0	0	0	0.1	0			1 POR MD22
<b>Expected Goals</b>	0.4	0	0.4	0.16	0 DC MD28			0.49 RBNY MD25
<b>Shots</b>	1	0	1	1.5	0 DC MD28			4 MTL MD27
<b>Ballpossession phases</b>	24	7	31	35.7	6 TOR MD11			56 MTL MD27
<b>Passes</b>	16	3	19	22.4	4 NSH MD20			35 MTL MD27
<b>Passing accuracy %</b>	100	67	95	83	25 NSH MD20			100 ATX MD24
<b>Crosses</b>	1	0	1	2.7	0 TOR MD11			7 MTL MD27
<b>Clearances</b>	1	0	1	0.6	0 LAFC MD29			2 ATX MD24
<b>Aerial duels won</b>	0	0	0	0.1	0			1 POR MD22
<b>Fouls committed</b>	3	0	3	1	0 DC MD28			3
<b>Fouls suffered</b>	0	1	1	1.2	0 DC MD28			2 RBNY MD25



### Alhassan Yusuf (#80, RDM)

	1st Half	2nd Half	Full Match	∅ Season		■ Above season average	■ Below season average	
<b>Playing time</b>	49:32	49:54	99:27	99:27	<b>88:45</b> NYC MD4			<b>106:21</b> COL MD21
<b>Goals</b>	0	0	<b>0</b>	0	<b>0</b>			<b>1</b> ORL MD12
<b>Expected Goals</b>	0	0	<b>0</b>	0.05	<b>0</b>			<b>0.61</b> ORL MD12
<b>Shots</b>	0	0	<b>0</b>	0.5	<b>0</b>			<b>3</b> DC MD16
<b>Ballpossession phases</b>	31	18	49	60.9	<b>39</b> ATX MD24			<b>94</b> COL MD21
<b>Passes</b>	25	12	37	49.4	<b>32</b> ATX MD24			<b>79</b> COL MD21
<b>Passing accuracy %</b>	88	100	92	89	<b>76</b> PHI MD3			<b>97</b> ATX MD24
<b>Crosses</b>	0	0	<b>0</b>	0.3	<b>0</b>			<b>1</b> ATX MD24
<b>Clearances</b>	0	0	<b>0</b>	0.2	<b>0</b>			<b>1</b> RBNY MD25
<b>Aerial duels won</b>	0	0	<b>0</b>	0.8	<b>0</b>			<b>4</b> MTL MD17
<b>Fouls committed</b>	0	0	<b>0</b>	1.2	<b>0</b>			<b>6</b> CLB MD2
<b>Fouls suffered</b>	0	1	1	1.1	<b>0</b> ATX MD24			<b>3</b> MTL MD27



# Ignatius Ganago (#17, LAM)

	1st Half	2nd Half	Full Match	∅ Season		■ Above season average	■ Below season average	
<b>Playing time</b>	49:32	16:48	66:21	84:04	<b>34:28</b> DC MD28			<b>105:57</b> PHI MD3
<b>Goals</b>	1	0	<b>1</b>	0.1	<b>0</b> LAFC MD29			<b>1</b>
<b>Expected Goals</b>	0.7	0	<b>0.7</b>	0.25	<b>0</b> DC MD28			<b>0.7</b>
<b>Shots</b>	2	0	2	2	<b>0</b> DC MD28			<b>4</b> ORL MD12
<b>Ballpossession phases</b>	20	4	24	29.8	<b>13</b> DC MD28			<b>43</b> PHI MD3
<b>Passes</b>	13	1	14	18.3	<b>10</b> DC MD28			<b>26</b> PHI MD3
<b>Passing accuracy %</b>	62	0	57	72	<b>40</b> MTL MD17			<b>89</b> ATL MD8
<b>Crosses</b>	0	0	<b>0</b>	0.2	<b>0</b>			<b>2</b> NYC MD4
<b>Clearances</b>	0	1	1	0.5	<b>0</b> LAFC MD29			<b>2</b> NYC MD4
<b>Aerial duels won</b>	0	0	<b>0</b>	2	<b>0</b>			<b>5</b> ATL MD8
<b>Fouls committed</b>	0	0	<b>0</b>	1.1	<b>0</b>			<b>3</b> ORL MD12
<b>Fouls suffered</b>	1	0	1	2	<b>0</b> DC MD28			<b>4</b> RBNY MD6



# Leo Campana (#9, CF)

	1st Half	2nd Half	Full Match	∅ Season		■ Above season average	■ Below season average
<b>Playing time</b>	49:32	49:54	99:27	77:00	<b>09:34</b> PHI MD3		
<b>Goals</b>	1	0	1	0.4	<b>0</b> LAFC MD29		
<b>Expected Goals</b>	0.85	0	0.85	0.42	<b>0</b> NSH MD20		
<b>Shots</b>	1	0	1	3.3	<b>0</b> NSH MD20		
<b>Ballpossession phases</b>	26	23	<b>49</b>	30.9	<b>1</b> PHI MD3		
<b>Passes</b>	19	14	<b>33</b>	17.9	<b>0</b> PHI MD3		
<b>Passing accuracy %</b>	74	64	70	77	<b>0</b> PHI MD3		
<b>Crosses</b>	0	0	<b>0</b>	0.4	<b>0</b>		
<b>Clearances</b>	0	0	<b>0</b>	0.5	<b>0</b>		
<b>Aerial duels won</b>	0	0	<b>0</b>	1.6	<b>0</b>		
<b>Fouls committed</b>	0	1	1	1.9	<b>0</b> MIA MD23		
<b>Fouls suffered</b>	0	0	<b>0</b>	0.2	<b>0</b>		



### Tanner Beason (#4, Substitute)

	1st Half	2nd Half	Full Match	∅ Season		■ Above season average	■ Below season average	
<b>Playing time</b>	00:00	33:06	33:06	74:24	17:30 COL MD21	33:06		104:16 ATL MD8
<b>Goals</b>	0	0	0	0	0			0
<b>Expected Goals</b>	0	0	0	0.01	0			0.06 LAFC MD29
<b>Shots</b>	0	0	0	0.2	0			1 LAFC MD29
<b>Ballpossession phases</b>	0	13	13	54.4	13			85 CIN MD19
<b>Passes</b>	0	8	8	42.9	8			70 CIN MD19
<b>Passing accuracy %</b>	0	62	62	80	62			94 SKC MD15
<b>Crosses</b>	0	0	0	0.4	0			3 MTL MD27
<b>Clearances</b>	0	1	1	1.4	0 MTL MD27	1		5 ATX MD24
<b>Aerial duels won</b>	0	0	0	1.8	0			8 DC MD16
<b>Fouls committed</b>	0	0	0	0.3	0			2 ATL MD8
<b>Fouls suffered</b>	0	1	1	0.8	0 LAFC MD29	1		3 ATX MD24



### Tomás Chancalay (#7, Substitute)

	1st Half	2nd Half	Full Match	∅ Season		■ Above season average	■ Below season average	
<b>Playing time</b>	00:00	21:35	21:35	51:27	<b>08:58</b> SJ MD14			<b>109:58</b> RBNY MD13
<b>Goals</b>	0	0	<b>0</b>	0.4	<b>0</b>			<b>1</b> MTL MD27
<b>Expected Goals</b>	0	0.02	0.02	0.48	<b>0</b> COL MD21	0.02		<b>0.97</b> NSH MD20
<b>Shots</b>	0	1	1	3.7	<b>0</b> COL MD21	1		<b>7</b> MTL MD27
<b>Ballpossession phases</b>	0	12	12	46.1	<b>2</b> NYC MD16	12		<b>69</b> CLT MD8
<b>Passes</b>	0	5	5	28.9	<b>1</b> NYC MD16	5		<b>51</b> CLT MD8
<b>Passing accuracy %</b>	0	80	80	82	<b>59</b> NSH MD20	80		<b>100</b> LAFC MD29
<b>Crosses</b>	0	0	<b>0</b>	1.3	<b>0</b>			<b>6</b> CLT MD8
<b>Clearances</b>	0	0	<b>0</b>	0.2	<b>0</b>			<b>3</b> CHI MD12
<b>Aerial duels won</b>	0	0	<b>0</b>	0.7	<b>0</b>			<b>2</b> ATX MD24
<b>Fouls committed</b>	0	0	<b>0</b>	1.9	<b>0</b>			<b>4</b> CHI MD12
<b>Fouls suffered</b>	0	0	<b>0</b>	1.2	<b>0</b>			<b>3</b> DC MD28



# Will Sands (#23, Substitute)

	1st Half	2nd Half	Full Match	∅ Season		■ Above season average	■ Below season average	
<b>Playing time</b>	00:00	21:27	21:27	41:37	07:29 CLB MD5	21:27		105:47 RSL MD9
<b>Goals</b>	0	0	0	0	0			0
<b>Expected Goals</b>	0	0	0	0.02	0			0.09 RSL MD9
<b>Shots</b>	0	0	0	0.5	0			2 RSL MD9
<b>Ballpossession phases</b>	0	11	11	45.9	3 CIN MD19	11		79 RSL MD30
<b>Passes</b>	0	2	2	26.1	0 CLB MD5	2		57 RSL MD30
<b>Passing accuracy %</b>	0	100	100	79	0 CLB MD5			100
<b>Crosses</b>	0	0	0	1.8	0			5 ATX MD24
<b>Clearances</b>	0	2	2	1	0 RBNY MD25	2		3 PHI MD3
<b>Aerial duels won</b>	0	0	0	1.7	0			3 NYC MD4
<b>Fouls committed</b>	0	0	0	1.5	0			3 PHI MD3
<b>Fouls suffered</b>	0	1	1	1.5	0 RBNY MD25	1		3 RSL MD9