





# Match Report

Major League Soccer - Regular Season | 2025 | Matchday 39 | Saturday 18.10.2025, 18:00

Gillette Stadium



2 | 2

**New England Revolution**

**Chicago Fire FC**

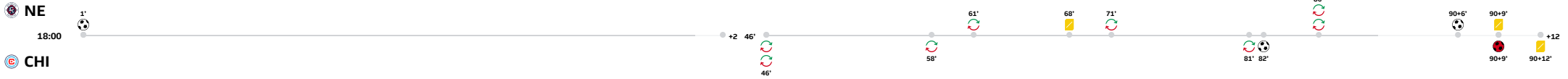




# Match Overview

Major League Soccer - Regular Season | 2025 | Matchday 39 | New England Revolution - Chicago Fire FC 2:2

## Actions



## Lineups & Team Stats

- 30 M. Turner
- 4 T. Beason
- 5 K. Hughes
- 2 M. Fofana (86')
- 23 W. Sands
- 10 C. Gil (C)
- 14 J. Yueill (71')
- 80 A. Yusuf (1')
- 12 I. Feingold (86')
- 9 L. Campana (61')
- 11 D. Turgeman (68', 90'+6, 90'+9)
- 24 A. Bono
- 7 T. Chancalay (61')
- 15 B. Bye (86')
- 16 W. Omsberg
- 18 A. Oyirwoth
- 38 E. Klein
- 41 L. Langoni (90'+9, 86')
- 45 G. Diarbian
- 88 A. Farrell (71')

	New England Revolution	Chicago Fire FC
Goals	2	2
xGoals	1.07	1.53
Shots	8	17
Possession (%)	44	56
Passes & Crosses	398	592
Passing accuracy (%)	81	87
Corners	3	4
Fouls	10	16
Distance Covered	118.5	123.1
High-Intensity Runs	463	470
Referee	Pierre-Luc Lauziere	
Assistants	Lyes Arfa, Tyler Wyrstek	
4th Official	Sergii Boiko	
Video Assistant	Kevin Terry Jr.	

- C. Brady 1
- J. Waterman 16
- (C) (90'+12) J. Elliott 3
- (46') S. Rogers 5
- (58') J. Bamba 19
- (82') P. Zinckernagel 11
- (46') R. Kouamé 6
- D. D'Avilla 42
- A. Gutman 15
- (81') J. Dean 24
- H. Cuypers 9
- J. Gal 25
- (58') M. Haïle-Selassie 7
- T. Barlow 12
- (46') B. Gutiérrez 17
- M. Pineda 22
- K. Acosta 23
- O. González 34
- (46') S. Oregel 35
- (81') J. Reynolds 36



Stats

	1st Half	2nd Half	90min Average	Full Match	∅ Season	∅ League	Top Player					
Goals	1	1		2	1.1	1.3	1.	A. Yusuf <b>1</b>	D. Turgeman <b>1</b>			
Shots	5	3		8	11.1	11.6	1.	L. Campana <b>2</b>	K. Hughes <b>2</b>	A. Yusuf <b>2</b>	+1	
Expected Goals	0.83	0.24		1.07	1.28	1.51	1.	A. Yusuf <b>0.41</b>	2.	K. Hughes <b>0.29</b>	3.	D. Turgeman <b>0.22</b>
Shots at goal within the box	4	2		6	6.8	7.5	1.	L. Campana <b>2</b>	D. Turgeman <b>2</b>	3.	K. Hughes <b>1</b>	+1
Sitters				0	0.6	0.8						
Ballpossession phases	268	272		541	549.9	552.6	1.	C. Gil <b>81</b>	2.	A. Yusuf <b>62</b>	3.	M. Fofana <b>55</b>
Passes	203	182		385	392	401.7	1.	C. Gil <b>63</b>	2.	A. Yusuf <b>53</b>	3.	M. Fofana <b>48</b>
Passing accuracy %	83	80		81	85.2	84.9	1.	A. Farrell <b>100</b>	2.	M. Fofana <b>91</b>	3.	K. Hughes <b>88</b>
Crosses	4	4		8	10	6.5	1.	C. Gil <b>2</b>	I. Feingold <b>2</b>	3.	W. Sands <b>1</b>	+3
Clearances	2	4		6	7	6.3	1.	K. Hughes <b>2</b>	2.	L. Campana <b>1</b>	A. Farrell <b>1</b>	+2
Aerial duels won	0	0		0	10.8	10.1						
Fouls committed	4	6		10	10.9	10.8	1.	W. Sands <b>2</b>	A. Yusuf <b>2</b>	3.	L. Campana <b>1</b>	+5
Fouls suffered	8	7		16	11.3	10.3	1.	J. Yuell <b>3</b>	I. Feingold <b>3</b>	3.	C. Gil <b>2</b>	+1



### Matt Turner (#30, GK)

	1st Half	2nd Half	Full Match	∅ Season		■ Above season average	■ Below season average
<b>Playing time</b>	46:17	56:24	102:42	99:50	<b>94:56</b> LAFC MD29		
<b>Goals</b>	0	0	0	0	<b>0</b>		
<b>Expected Goals</b>	0	0	0	0	<b>0</b>		
<b>Shots</b>	0	0	0	0	<b>0</b>		
<b>Ballpossession phases</b>	17	31	49	36.9	<b>35</b> DC MD28		
<b>Passes</b>	11	12	23	17.9	<b>14</b> DC MD28		
<b>Passing accuracy %</b>	82	58	70	66	<b>44</b> CLB MD30		
<b>Crosses</b>	0	0	0	0	<b>0</b>		
<b>Clearances</b>	0	0	<b>0</b>	0.3	<b>0</b>		
<b>Aerial duels won</b>	0	0	<b>0</b>	0.4	<b>0</b>		
<b>Fouls committed</b>	0	0	0	0	<b>0</b>		
<b>Fouls suffered</b>	0	0	<b>0</b>	0.1	<b>0</b>		



### Tanner Beason (#4, CB)

	1st Half	2nd Half	Full Match	∅ Season		■ Above season average	■ Below season average	
<b>Playing time</b>	46:17	56:24	102:42	79:00	<b>17:30</b> COL MD21			<b>104:16</b> ATL MD8
<b>Goals</b>	0	0	0	0	<b>0</b>			<b>0</b>
<b>Expected Goals</b>	0	0	<b>0</b>	0	<b>0</b>			<b>0.06</b> LAFC MD29
<b>Shots</b>	0	0	<b>0</b>	0.1	<b>0</b>			<b>1</b> LAFC MD29
<b>Ballpossession phases</b>	16	19	35	54.1	<b>12</b> CLB MD30			<b>85</b> CIN MD19
<b>Passes</b>	13	16	29	42.4	<b>8</b> CLB MD30			<b>70</b> CIN MD19
<b>Passing accuracy %</b>	85	88	86	81	<b>62</b> CLB MD30			<b>94</b> SKC MD15
<b>Crosses</b>	0	1	1	0.3	<b>0</b> MIA MD38			<b>3</b> MTL MD27
<b>Clearances</b>	1	0	1	1.3	<b>0</b> MIA MD38			<b>5</b> ATX MD24
<b>Aerial duels won</b>	0	0	<b>0</b>	1.8	<b>0</b>			<b>8</b> DC MD16
<b>Fouls committed</b>	0	0	<b>0</b>	0.3	<b>0</b>			<b>2</b> ATL MD8
<b>Fouls suffered</b>	0	0	<b>0</b>	0.7	<b>0</b>			<b>3</b> ATX MD24



# Keegan Hughes (#5, LCB)

	1st Half	2nd Half	Full Match	∅ Season		■ Above season average	■ Below season average	
<b>Playing time</b>	46:17	56:24	102:42	61:56	<b>02:53</b> RBNY MD6			106:21 COL MD21
<b>Goals</b>	0	0	0	0	<b>0</b>			0
<b>Expected Goals</b>	0.27	0.03	0.29	0.06	<b>0</b> RBNY MD25			0.29 COL MD21
<b>Shots</b>	1	1	2	0.4	<b>0</b> RBNY MD25			2 COL MD21
<b>Ballpossession phases</b>	29	18	47	53.8	<b>0</b> RBNY MD6			90 COL MD21
<b>Passes</b>	22	13	35	39.9	<b>0</b> RBNY MD6			71 COL MD21
<b>Passing accuracy %</b>	86	92	89	90	<b>0</b> RBNY MD6			94 COL MD21
<b>Crosses</b>	0	0	0	0	<b>0</b>			0
<b>Clearances</b>	1	1	2	0.8	<b>0</b> ATX MD24			1 RBNY MD25
<b>Aerial duels won</b>	0	0	<b>0</b>	2.1	<b>0</b>			6 COL MD21
<b>Fouls committed</b>	0	1	1	1.7	<b>0</b> ATX MD24			3 MTL MD17
<b>Fouls suffered</b>	0	1	1	1	<b>0</b> RBNY MD25			3 MTL MD17



### Mamadou Fofana (#2, RCB)

	1st Half	2nd Half	Full Match	∅ Season		■ Above season average	■ Below season average	
<b>Playing time</b>	46:17	40:09	86:26	93:29	<b>49:52</b> MIA MD38			<b>105:57</b> PHI MD3
<b>Goals</b>	0	0	0	0	<b>0</b>			<b>0</b>
<b>Expected Goals</b>	0	0	<b>0</b>	0.01	<b>0</b>			<b>0.12</b> ATL MD37
<b>Shots</b>	0	0	<b>0</b>	0.2	<b>0</b>			<b>1</b> ATL MD37
<b>Ballpossession phases</b>	31	24	55	57.6	<b>31</b> MIA MD38			<b>85</b> MTL MD27
<b>Passes</b>	28	19	47	46.5	<b>23</b> ORL MD12			<b>75</b> MTL MD27
<b>Passing accuracy %</b>	93	89	91	92	<b>78</b> NYC MD9			<b>100</b> CLT MD31
<b>Crosses</b>	0	0	0	0	<b>0</b>			<b>0</b>
<b>Clearances</b>	0	0	<b>0</b>	2	<b>0</b>			<b>6</b> POR MD22
<b>Aerial duels won</b>	0	0	<b>0</b>	0.7	<b>0</b>			<b>2</b> ATL MD37
<b>Fouls committed</b>	0	0	<b>0</b>	1.1	<b>0</b>			<b>4</b> DC MD28
<b>Fouls suffered</b>	1	0	1	0.3	<b>0</b> MIA MD38			<b>2</b> CLT MD31



### Will Sands (#23, LM)

	1st Half	2nd Half	Full Match	∅ Season		■ Above season average	■ Below season average	
<b>Playing time</b>	46:17	56:24	102:42	45:59	<b>09:08</b> CIN MD19			<b>101:53</b> STL MD31
<b>Goals</b>	0	0	0	0	<b>0</b>			<b>0</b>
<b>Expected Goals</b>	0	0	<b>0</b>	0.05	<b>0</b>			<b>0.22</b> PHI MD35
<b>Shots</b>	0	0	<b>0</b>	0.6	<b>0</b>			<b>2</b> ATL MD37
<b>Ballpossession phases</b>	19	15	34	44.1	<b>3</b> CIN MD19			<b>79</b> RSL MD30
<b>Passes</b>	11	9	20	26.1	<b>1</b> PHI MD35			<b>57</b> RSL MD30
<b>Passing accuracy %</b>	82	78	80	78	<b>67</b> CHI MD32			<b>100</b> PHI MD35
<b>Crosses</b>	1	0	1	2.1	<b>0</b> PHI MD35			<b>6</b> MIA MD38
<b>Clearances</b>	0	0	<b>0</b>	0.7	<b>0</b>			<b>3</b> PHI MD3
<b>Aerial duels won</b>	0	0	<b>0</b>	1.6	<b>0</b>			<b>3</b> NYC MD4
<b>Fouls committed</b>	1	1	2	1.4	<b>0</b> MIA MD38			<b>3</b> ATL MD37
<b>Fouls suffered</b>	1	0	1	1.5	<b>0</b> PHI MD35			<b>2</b> TOR MD33



### Carles Gil (#10, RDM)

	1st Half	2nd Half	Full Match	∅ Season		■ Above season average	■ Below season average	
<b>Playing time</b>	46:17	56:24	102:42	99:24	<b>68:06</b> DC MD37			<b>109:58</b> RBNY MD13
<b>Goals</b>	0	0	<b>0</b>	0.3	<b>0</b>			<b>2</b> RBNY MD6
<b>Expected Goals</b>	0	0	<b>0</b>	0.21	<b>0</b>			<b>1.04</b> CHI MD32
<b>Shots</b>	0	0	<b>0</b>	2.1	<b>0</b>			<b>5</b> CLT MD31
<b>Ballpossession phases</b>	43	38	81	69.7	<b>46</b> ATL MD4			<b>102</b> COL MD21
<b>Passes</b>	31	26	57	48.7	<b>25</b> PHI MD35			<b>81</b> POR MD22
<b>Passing accuracy %</b>	74	81	77	83	<b>71</b> RBNY MD6			<b>96</b> CIN MD22
<b>Crosses</b>	1	1	2	1.5	<b>0</b> CHI MD32			<b>6</b> MIA MD11
<b>Clearances</b>	0	0	<b>0</b>	0.1	<b>0</b>			<b>2</b> ATX MD24
<b>Aerial duels won</b>	0	0	<b>0</b>	0.1	<b>0</b>			<b>1</b> SKC MD15
<b>Fouls committed</b>	0	0	<b>0</b>	0.4	<b>0</b>			<b>2</b> PHI MD35
<b>Fouls suffered</b>	2	0	2	2.7	<b>0</b> CLB MD30			<b>6</b> RBNY MD25



### Jackson Yueill (#14, CM)

	1st Half	2nd Half	Full Match	∅ Season		■ Above season average	■ Below season average	
<b>Playing time</b>	46:17	25:54	72:11	57:11	<b>07:34</b> MTL MD17			<b>104:15</b> CLT MD31
<b>Goals</b>	0	0	0	0	<b>0</b>			<b>0</b>
<b>Expected Goals</b>	0	0	<b>0</b>	0.01	<b>0</b>			<b>0.04</b> SJ MD25
<b>Shots</b>	0	0	<b>0</b>	0.3	<b>0</b>			<b>2</b> NSH MD1
<b>Ballpossession phases</b>	30	15	45	57.6	<b>4</b> ATL MD37			<b>75</b> NYC MD4
<b>Passes</b>	26	13	39	47.9	<b>2</b> ATL MD37			<b>60</b> NSH MD1
<b>Passing accuracy %</b>	85	85	85	90	<b>0</b> ATL MD37			<b>100</b> PHI MD35
<b>Crosses</b>	0	0	<b>0</b>	0.4	<b>0</b>			<b>1</b> CIN MD19
<b>Clearances</b>	0	0	<b>0</b>	0.4	<b>0</b>			<b>2</b> CLT MD31
<b>Aerial duels won</b>	0	0	<b>0</b>	0.3	<b>0</b>			<b>1</b> CIN MD19
<b>Fouls committed</b>	0	0	<b>0</b>	0.4	<b>0</b>			<b>1</b> CHI MD32
<b>Fouls suffered</b>	1	2	<b>3</b>	1	<b>0</b> PHI MD35			<b>3</b>



### Alhassan Yusuf (#80, LDM)

	1st Half	2nd Half	Full Match	∅ Season		■ Above season average	■ Below season average
<b>Playing time</b>	46:17	56:24	102:42	95:52	<b>21:32</b> ORL MD32		
						102:42	<b>106:21</b> COL MD21
<b>Goals</b>	1	0	<b>1</b>	0.1	<b>0</b> MIA MD38		
							<b>1</b>
<b>Expected Goals</b>	0.41	0	0.41	0.07	<b>0</b> ATL MD37		
						0.41	<b>0.9</b> HOU MD36
<b>Shots</b>	2	0	2	0.7	<b>0</b> ATL MD37		
						2	<b>4</b> HOU MD36
<b>Ballpossession phases</b>	29	33	62	61	<b>12</b> ORL MD32		
						62	<b>94</b> COL MD21
<b>Passes</b>	25	27	52	49.5	<b>10</b> ORL MD32		
						52	<b>79</b> COL MD21
<b>Passing accuracy %</b>	84	81	83	90	<b>76</b> PHI MD3		
						83	<b>100</b> ORL MD32
<b>Crosses</b>	0	0	<b>0</b>	0.3	<b>0</b>		
							<b>1</b> CHI MD32
<b>Clearances</b>	0	0	<b>0</b>	0.2	<b>0</b>		
							<b>2</b> CHI MD32
<b>Aerial duels won</b>	0	0	<b>0</b>	0.7	<b>0</b>		
							<b>4</b> MTL MD17
<b>Fouls committed</b>	1	1	2	1.4	<b>0</b> CLB MD30		
						2	<b>6</b> CLB MD2
<b>Fouls suffered</b>	0	0	<b>0</b>	1.1	<b>0</b>		
							<b>3</b> CHI MD32



# Ilay Feingold (#12, RM)

	1st Half	2nd Half	Full Match	∅ Season		■ Above season average	■ Below season average	
<b>Playing time</b>	46:17	40:05	86:22	83:43	<b>21:35</b> NYC MD4			<b>105:57</b> PHI MD3
<b>Goals</b>	0	0	<b>0</b>	0.1	<b>0</b>			<b>2</b> MTL MD17
<b>Expected Goals</b>	0	0	<b>0</b>	0.06	<b>0</b>			<b>0.44</b> MTL MD17
<b>Shots</b>	0	0	<b>0</b>	0.5	<b>0</b>			<b>2</b> CHI MD32
<b>Ballpossession phases</b>	32	19	51	57.1	<b>14</b> NYC MD4			<b>82</b> RBNY MD6
<b>Passes</b>	20	13	33	37.5	<b>6</b> COL MD21			<b>59</b> PHI MD3
<b>Passing accuracy %</b>	85	85	85	86	<b>67</b> NYC MD4			<b>100</b> RBNY MD25
<b>Crosses</b>	2	0	2	3.4	<b>0</b> CHI MD32			<b>9</b> CIN MD19
<b>Clearances</b>	0	0	<b>0</b>	0.3	<b>0</b>			<b>1</b> CLT MD31
<b>Aerial duels won</b>	0	0	<b>0</b>	0.6	<b>0</b>			<b>5</b> DC MD16
<b>Fouls committed</b>	1	0	1	0.7	<b>0</b> PHI MD35			<b>3</b> RBNY MD6
<b>Fouls suffered</b>	3	0	3	1.5	<b>0</b> CHI MD32			<b>5</b> TOR MD33



# Leo Campana (#9, RS)

	1st Half	2nd Half	Full Match	∅ Season		■ Above season average	■ Below season average	
<b>Playing time</b>	46:17	15:46	62:03	75:36	<b>07:51</b> MIA MD38			<b>104:23</b> ORL MD12
<b>Goals</b>	0	0	<b>0</b>	0.3	<b>0</b>			<b>2</b> RBNY MD25
<b>Expected Goals</b>	0.15	0	0.15	0.48	<b>0</b> NSH MD20			<b>1.57</b> CLT MD31
<b>Shots</b>	2	0	2	3.4	<b>0</b> NSH MD20			<b>7</b> ORL MD12
<b>Ballpossession phases</b>	12	4	16	30.4	<b>1</b> PHI MD3			<b>50</b> CLB MD30
<b>Passes</b>	7	1	8	17.4	<b>0</b> PHI MD3			<b>34</b> CLB MD30
<b>Passing accuracy %</b>	57	0	50	76	<b>0</b> PHI MD3			<b>100</b> ATL MD8
<b>Crosses</b>	0	0	<b>0</b>	0.3	<b>0</b>			<b>2</b> COL MD21
<b>Clearances</b>	0	1	1	0.5	<b>0</b> MIA MD38			<b>2</b> NSH MD1
<b>Aerial duels won</b>	0	0	<b>0</b>	1.8	<b>0</b>			<b>6</b> NSH MD1
<b>Fouls committed</b>	1	0	1	1.9	<b>0</b> MIA MD23			<b>4</b> LAFC MD29
<b>Fouls suffered</b>	0	1	1	0.3	<b>0</b> MIA MD38			<b>2</b> ORL MD26



# Dor Turgeman (#11, LS)

	1st Half	2nd Half	Full Match	∅ Season		■ Above season average	■ Below season average	
<b>Playing time</b>	46:17	56:24	102:42	81:43	<b>42:08</b> ATL MD37			<b>100:20</b> MIA MD38
<b>Goals</b>	0	1	<b>1</b>	1.1	<b>0</b> MIA MD38			<b>1</b>
<b>Expected Goals</b>	0	0.22	0.22	0.27	<b>0.25</b> MIA MD38			<b>0.28</b> ATL MD37
<b>Shots</b>	0	2	<b>2</b>	1.8	<b>1</b> ATL MD37			<b>2</b>
<b>Ballpossession phases</b>	10	19	29	25.7	<b>15</b> ATL MD37			<b>26</b> MIA MD38
<b>Passes</b>	9	14	23	16.2	<b>8</b> ATL MD37			<b>13</b> MIA MD38
<b>Passing accuracy %</b>	78	71	74	75	<b>69</b> MIA MD38			<b>88</b> ATL MD37
<b>Crosses</b>	0	0	0	0	<b>0</b>			<b>0</b>
<b>Clearances</b>	0	0	0	0	<b>0</b>			<b>0</b>
<b>Aerial duels won</b>	0	0	0	0	<b>0</b>			<b>0</b>
<b>Fouls committed</b>	0	1	<b>1</b>	0.7	<b>0</b> MIA MD38			<b>1</b>
<b>Fouls suffered</b>	0	0	<b>0</b>	0.7	<b>0</b>			<b>2</b> ATL MD37



### Tomás Chancalay (#7, Substitute)

	1st Half	2nd Half	Full Match	∅ Season		■ Above season average	■ Below season average	
<b>Playing time</b>	00:00	40:38	40:38	51:16	08:58 SJ MD14		40:38	109:58 RBNY MD13
<b>Goals</b>	0	0	0	0.3	0			1 MTL MD27
<b>Expected Goals</b>	0	0	0	0.44	0			0.97 NSH MD20
<b>Shots</b>	0	0	0	3.6	0			7 MTL MD27
<b>Ballpossession phases</b>	0	16	16	44.8	2 NYC MD16		16	69 CLT MD8
<b>Passes</b>	0	9	9	26.9	1 NYC MD16		9	51 CLT MD8
<b>Passing accuracy %</b>	0	56	56	79	50 PHI MD35		56	100 LAFC MD29
<b>Crosses</b>	0	1	1	1.4	0 ATL MD37		1	6 CLT MD8
<b>Clearances</b>	0	1	1	0.3	0 MIA MD38		1	3 CHI MD12
<b>Aerial duels won</b>	0	0	0	0.8	0			2 TOR MD33
<b>Fouls committed</b>	0	1	1	2.2	0 CLB MD30		1	4 TOR MD33
<b>Fouls suffered</b>	0	2	2	1.4	0 PHI MD35		2	3 ATL MD37



### Brandon Bye (#15, Substitute)

	1st Half	2nd Half	Full Match	∅ Season		■ Above season average	■ Below season average	
<b>Playing time</b>	00:00	16:19	16:19	49:31	07:23 MTL MD17	16:19		104:58 DAL MD28
<b>Goals</b>	0	0	0	0	0			1 NSH MD35
<b>Expected Goals</b>	0	0	0	0.05	0			0.27 MIA MD38
<b>Shots</b>	0	0	0	0.5	0			2 NSH MD35
<b>Ballpossession phases</b>	0	6	6	49.1	1 CLT MD10	6		80 NSH MD1
<b>Passes</b>	0	3	3	30.4	0 CLT MD10	3		61 NSH MD1
<b>Passing accuracy %</b>	0	67	67	78	0 CLT MD10		67	100 CHI MD32
<b>Crosses</b>	0	1	1	2	0 MIA MD38	1		7 HOU MD36
<b>Clearances</b>	0	0	0	1	0			4 NYC MD4
<b>Aerial duels won</b>	0	0	0	2	0			5 ATL MD37
<b>Fouls committed</b>	0	0	0	0.3	0			3 PHI MD35
<b>Fouls suffered</b>	0	0	0	0.1	0			2 MIA MD38



### Luca Langoni (#41, Substitute)

	1st Half	2nd Half	Full Match	∅ Season		■ Above season average	■ Below season average	
<b>Playing time</b>	00:00	16:15	16:15	66:14	<b>14:47</b>			TOR MD11 16:15 <b>101:02</b> MTL MD27
<b>Goals</b>	0	0	0	0.1	0			<b>1</b> TOR MD33
<b>Expected Goals</b>	0	0	0	0.14	0			<b>0.49</b> RBNY MD25
<b>Shots</b>	0	0	0	1.4	0			<b>4</b> MTL MD27
<b>Ballpossession phases</b>	0	3	3	36.1	<b>6</b>			TOR MD11 <b>56</b> 3 MTL MD27
<b>Passes</b>	0	2	2	22.3	<b>4</b>			NSH MD20 <b>35</b> 2 MTL MD27
<b>Passing accuracy %</b>	0	50	50	83	<b>25</b>			NSH MD20 <b>100</b> 50 ATX MD24
<b>Crosses</b>	0	0	0	2.6	0			<b>7</b> MTL MD27
<b>Clearances</b>	0	0	0	0.5	0			<b>2</b> ATX MD24
<b>Aerial duels won</b>	0	0	0	0.2	0			<b>2</b> TOR MD33
<b>Fouls committed</b>	0	1	1	1	0			ATL MD37 <b>3</b> 1 PHI MD35
<b>Fouls suffered</b>	0	0	0	1.2	0			<b>3</b> CLT MD31



### Andrew Farrell (#88, Substitute)

	1st Half	2nd Half	Full Match	∅ Season		■ Above season average	■ Below season average	
<b>Playing time</b>	00:00	30:30	30:30	14:56	00:44			98:23
					RBNY MD19			TOR MD10
<b>Goals</b>	0	0	0	0	0			0
<b>Expected Goals</b>	0	0	0	0	0			0.17
								TOR MD10
<b>Shots</b>	0	0	0	0	0			2
								TOR MD10
<b>Ballpossession phases</b>	0	11	11	36.1	0			92
					RBNY MD19			TOR MD10
<b>Passes</b>	0	5	5	20.1	0			77
					RBNY MD19			TOR MD10
<b>Passing accuracy %</b>	0	100	100	90	0			100
					RBNY MD19			
<b>Crosses</b>	0	0	0	0	0			1
								PHI MD27
<b>Clearances</b>	0	1	1	2	0			3
					ATL MD37			RBNY MD13
<b>Aerial duels won</b>	0	0	0	0	0			1
								TOR MD10
<b>Fouls committed</b>	0	0	0	0	0			2
								TOR MD3
<b>Fouls suffered</b>	0	1	1	2	0			1
					ATL MD37			



Stats

	1st Half	2nd Half	90min Average	Full Match	∅ Season	∅ League	Top Player					
Goals				1	1.8	1.3	1.	P. Zinckernagel <b>1</b>				
Shots				17	12.4	11.6	1.	P. Zinckernagel <b>4</b>	2.	A. Gutman <b>2</b>	B. Gutiérrez <b>2</b>	
Expected Goals				1.53	1.69	1.51	1.	P. Zinckernagel <b>0.78</b>	2.	B. Gutiérrez <b>0.17</b>	3.	A. Gutman <b>0.16</b>
Shots at goal within the box				11	7.7	7.5	1.	A. Gutman <b>2</b>	P. Zinckernagel <b>2</b>	3.	B. Gutiérrez <b>1</b>	+4
Sitters				1	0.9	0.8	1.	P. Zinckernagel <b>1</b>				
Ballpossession phases				730	558.5	552.6	1.	J. Waterman <b>94</b>	2.	D. D'Avilla <b>87</b>	3.	J. Elliott <b>84</b>
Passes				576	410.5	401.7	1.	J. Waterman <b>88</b>	2.	D. D'Avilla <b>79</b>	3.	J. Elliott <b>68</b>
Passing accuracy %				87	85.3	84.9	1.	R. Kouamé <b>95</b>	2.	S. Oregel <b>93</b>	S. Rogers <b>93</b>	
Crosses				9	3.8	6.5	1.	P. Zinckernagel <b>3</b>	2.	A. Gutman <b>2</b>	J. Bamba <b>2</b>	
Clearances				3	6.4	6.3	1.	J. Waterman <b>1</b>	S. Oregel <b>1</b>	J. Elliott <b>1</b>		
Aerial duels won				0	9.8	10.1						
Fouls committed				17	10.7	10.8	1.	A. Gutman <b>4</b>	2.	J. Elliott <b>3</b>	P. Zinckernagel <b>3</b>	
Fouls suffered				10	9.8	10.3	1.	B. Gutiérrez <b>3</b>	2.	J. Bamba <b>2</b>	P. Zinckernagel <b>2</b>	



Chris Brady (#1, GK)

	1st Half	2nd Half	Full Match	∅ Season		Above season average	Below season average	
Playing time	46:17	56:24	102:42	98:17	35:17 ORL MD11			113:33 MTL MD5
Goals	0	0	0	0	0			0
Expected Goals	0	0	0	0	0			0
Shots	0	0	0	0	0			0
Ballpossession phases	18	12	30	31.9	11 ORL MD11	30		54 STL MD13
Passes	13	6	19	18.9	4 MIA MD28	19		32 LAFC MD28
Passing accuracy %	77	83	79	86	29 PHI MD2	79		100 TOR MD38
Crosses	0	0	0	0	0			0
Clearances	0	0	0	0.1	0			3 RBNY MD32
Aerial duels won	0	0	0	0	0			1 MTL MD26
Fouls committed	0	0	0	0	0			1 ORL MD11
Fouls suffered	0	0	0	0.2	0			1 PHI MD30



### Joel Waterman (#16, RCB)

	1st Half	2nd Half	Full Match	∅ Season		Above season average	Below season average	
<b>Playing time</b>	46:17	56:24	102:42	97:23	<b>23:23</b> MTL MD34			<b>113:33</b> MTL MD5
<b>Goals</b>	0	0	<b>0</b>	0.2	<b>0</b>			<b>1</b> MIN MD35
<b>Expected Goals</b>	0	0	<b>0</b>	0.09	<b>0</b>			<b>0.56</b> MIN MD35
<b>Shots</b>	0	0	<b>0</b>	0.2	<b>0</b>			<b>1</b> MIN MD35
<b>Ballpossession phases</b>	50	44	94	70.7	<b>10</b> MTL MD34			<b>120</b> MTL MD6
<b>Passes</b>	45	39	84	61.9	<b>7</b> MTL MD34			<b>96</b> MTL MD6
<b>Passing accuracy %</b>	89	87	88	91	<b>83</b> NYC MD33			<b>95</b> MIN MD35
<b>Crosses</b>	0	0	<b>0</b>	0.2	<b>0</b>			<b>1</b> TOR MD38
<b>Clearances</b>	0	1	1	0.8	<b>0</b> CLB MD37			<b>7</b> MTL MD5
<b>Aerial duels won</b>	0	0	<b>0</b>	1.1	<b>0</b>			<b>4</b> MTL MD6
<b>Fouls committed</b>	0	0	<b>0</b>	0.8	<b>0</b>			<b>2</b> TOR MD38
<b>Fouls suffered</b>	0	1	1	1.1	<b>0</b> CLB MD37			<b>3</b> TOR MD38



### Jack Elliott (#3, CB)

	1st Half	2nd Half	Full Match	∅ Season		Above season average	Below season average	
<b>Playing time</b>	46:17	56:24	102:42	99:15	63:08 DC MD18			106:32 PHI MD24
<b>Goals</b>	0	0	0	0.1	0			2 TOR MD38
<b>Expected Goals</b>	0	0.05	0.05	0.1	0 CLB MD37	0.05		1.03 MTL MD26
<b>Shots</b>	0	1	1	1	0 CLB MD37	1		4 MTL MD26
<b>Ballpossession phases</b>	51	33	84	65.1	38 DC MD18	84		120 CLT MD21
<b>Passes</b>	41	24	65	50.6	28 DC MD18	65		114 CLT MD21
<b>Passing accuracy %</b>	88	92	89	86	72 ATL MD12	89		96 NE MD15
<b>Crosses</b>	1	0	1	0.1	0 TOR MD38			1
<b>Clearances</b>	0	1	1	1.5	0 CLB MD37	1		6 ORL MD17
<b>Aerial duels won</b>	0	0	0	2.4	0			7 ATL MD12
<b>Fouls committed</b>	2	1	3	0.9	0 CLB MD37			3
<b>Fouls suffered</b>	0	0	0	0.4	0			2 RBNY MD27



### Sam Rogers (#5, LCB)

	1st Half	2nd Half	Full Match	∅ Season		Above season average	Below season average	
<b>Playing time</b>	46:17	00:00	46:17	84:50	<b>33:56</b> DC MD18	46:17		<b>103:15</b> NYC MD15
<b>Goals</b>	0	0	0	0	<b>0</b>			<b>0</b>
<b>Expected Goals</b>	0	0	<b>0</b>	0.09	<b>0</b>			<b>1.36</b> NE MD32
<b>Shots</b>	0	0	<b>0</b>	0.3	<b>0</b>			<b>2</b> NE MD32
<b>Ballpossession phases</b>	39	0	39	65.7	<b>22</b> DC MD18	39		<b>105</b> TOR MD4
<b>Passes</b>	33	0	33	55.1	<b>12</b> DC MD18	33		<b>94</b> TOR MD4
<b>Passing accuracy %</b>	94	0	94	91	<b>74</b> NYC MD15	94		<b>97</b> CLT MD14
<b>Crosses</b>	0	0	0	0	<b>0</b>			<b>0</b>
<b>Clearances</b>	0	0	<b>0</b>	0.9	<b>0</b>			<b>4</b> ATL MD25
<b>Aerial duels won</b>	0	0	<b>0</b>	1.1	<b>0</b>			<b>3</b> SD MD24
<b>Fouls committed</b>	0	0	<b>0</b>	0.8	<b>0</b>			<b>3</b> CLT MD14
<b>Fouls suffered</b>	0	0	<b>0</b>	0.2	<b>0</b>			<b>2</b> MIN MD35



### Jonathan Bamba (#19, LM)

	1st Half	2nd Half	Full Match	Ø Season		Above season average	Below season average	
<b>Playing time</b>	46:17	12:47	59:05	78:56	<b>16:34</b> MTL MD26			<b>105:20</b> ORL MD17
<b>Goals</b>	0	0	<b>0</b>	0.2	<b>0</b>			<b>1</b> NE MD32
<b>Expected Goals</b>	0	0.09	0.09	0.21	<b>0</b> TOR MD38	0.09		<b>0.9</b> NE MD32
<b>Shots</b>	0	1	1	1.9	<b>0</b> TOR MD38	1		<b>5</b> MIN MD35
<b>Ballpossession phases</b>	29	8	37	45.4	<b>9</b> MTL MD26	37		<b>68</b> MIN MD35
<b>Passes</b>	21	3	24	31.3	<b>5</b> MTL MD26	24		<b>53</b> MIN MD35
<b>Passing accuracy %</b>	76	100	79	82	<b>68</b> VAN MD5	79		<b>96</b> DC MD2
<b>Crosses</b>	1	1	<b>2</b>	0.8	<b>0</b> TOR MD38			<b>2</b>
<b>Clearances</b>	0	0	<b>0</b>	0.2	<b>0</b>			<b>1</b> TOR MD38
<b>Aerial duels won</b>	0	0	<b>0</b>	0.3	<b>0</b>			<b>2</b> PHI MD30
<b>Fouls committed</b>	1	1	2	0.9	<b>0</b> CLB MD37		2	<b>3</b> ATL MD12
<b>Fouls suffered</b>	1	1	2	1.9	<b>0</b> ATL MD25		2	<b>4</b> TOR MD38



### Philip Zinckernagel (#11, RM)

	1st Half	2nd Half	Full Match	∅ Season		Above season average	Below season average
<b>Playing time</b>	46:17	56:24	102:42	84:48	<b>51:02</b> MIA MD31	102:42	<b>103:33</b> NSH MD10
<b>Goals</b>	0	1	<b>1</b>	0.5	<b>0</b> TOR MD38		<b>1</b>
<b>Expected Goals</b>	0	0.78	0.78	0.21	<b>0</b> DC MD2		<b>0.63</b> VAN MD5
<b>Shots</b>	0	4	<b>4</b>	2.4	<b>0</b> DC MD2		<b>4</b>
<b>Ballpossession phases</b>	34	37	71	47.9	<b>23</b> MTL MD6	71	<b>79</b> NE MD32
<b>Passes</b>	23	17	40	27.6	<b>8</b> NYC MD15	40	<b>54</b> NE MD32
<b>Passing accuracy %</b>	74	82	78	77	<b>50</b> NYC MD15	78	<b>92</b> MTL MD6
<b>Crosses</b>	1	2	<b>3</b>	0.9	<b>0</b> TOR MD38		<b>3</b>
<b>Clearances</b>	0	0	<b>0</b>	0	<b>0</b>		<b>1</b> ORL MD17
<b>Aerial duels won</b>	0	0	<b>0</b>	0.2	<b>0</b>		<b>1</b> TOR MD38
<b>Fouls committed</b>	2	1	3	1.8	<b>0</b> CLB MD37	3	<b>5</b> TOR MD38
<b>Fouls suffered</b>	2	0	2	1.8	<b>0</b> NE MD32	2	<b>4</b> MIN MD35



### Rominigue Kouamé (#6, RDM)

	1st Half	2nd Half	Full Match	∅ Season		Above season average	Below season average	
<b>Playing time</b>	46:17	00:00	46:17	36:26	01:29 MIN MD35			85:57 MTL MD26
<b>Goals</b>	0	0	0	0.4	0			1 MIA MD31
<b>Expected Goals</b>	0.03	0	0.03	0.17	0 MIN MD35			0.35 ATL MD12
<b>Shots</b>	1	0	1	1.5	0 MIN MD35			2 VAN MD5
<b>Ballpossession phases</b>	50	0	50	54.2	0 MIN MD35			67 MTL MD26
<b>Passes</b>	46	0	46	45.4	0 MIN MD35			56 MTL MD26
<b>Passing accuracy %</b>	96	0	96	91	0 MIN MD35			100 ATL MD25
<b>Crosses</b>	0	0	0	0.1	0			1 RBNY MD27
<b>Clearances</b>	0	0	0	0.1	0			1 MTL MD26
<b>Aerial duels won</b>	0	0	0	0.3	0			1 TOR MD38
<b>Fouls committed</b>	0	0	0	1.4	0			3 MTL MD26
<b>Fouls suffered</b>	0	0	0	1.2	0			4 SD MD24



Dje D'Avilla (#42, LDM)

	1st Half	2nd Half	Full Match	∅ Season		Above season average	Below season average
Playing time	46:17	56:24	102:42	62:33	10:05 ORL MD11	104:10 STL MD29	
Goals	0	0	0	0.1	0	1 MIN MD35	
Expected Goals	0	0.05	0.05	0.04	0 TOR MD38	0.05	0.2 SD MD24
Shots	0	1	1	0.3	0 TOR MD38	1	
Ballpossession phases	46	41	87	64.5	1 ORL MD11	83 MIN MD35	
Passes	42	36	78	54.4	1 ORL MD11	69 STL MD29	
Passing accuracy %	98	86	92	91	75 SD MD24	92	100 CLT MD14
Crosses	0	0	0	0	0	0	
Clearances	0	0	0	0.4	0	1 TOR MD38	
Aerial duels won	0	0	0	0.3	0	1 MIN MD35	
Fouls committed	1	0	1	2.1	0 TOR MD38	1	6 NYC MD15
Fouls suffered	0	0	0	1.2	0	3 MIN MD35	



### Andrew Gutman (#15, LW)

	1st Half	2nd Half	Full Match	∅ Season		Above season average	Below season average
<b>Playing time</b>	46:17	56:24	102:42	92:53	04:01 PHI MD2	104:10 STL MD29	102:42
<b>Goals</b>	0	0	0	0.1	0	1 CLB MD37	
<b>Expected Goals</b>	0.09	0.07	0.16	0.13	0 MIN MD35	1.11 CLB MD37	0.16
<b>Shots</b>	1	1	2	1.1	0 MIN MD35	5 DC MD16	2
<b>Ballpossession phases</b>	27	23	50	52.3	1 PHI MD2	86 CIN MD9	50
<b>Passes</b>	22	16	38	36.4	1 PHI MD2	68 CIN MD9	38
<b>Passing accuracy %</b>	73	75	74	79	0 PHI MD2	94 NE MD12	74
<b>Crosses</b>	0	2	2	0.5	0 TOR MD38	3 NE MD12	2
<b>Clearances</b>	0	0	0	1.2	0	5 DC MD18	
<b>Aerial duels won</b>	0	0	0	1.6	0	5 CLT MD21	
<b>Fouls committed</b>	2	2	4	0.8	0 TOR MD38	3 PHI MD20	
<b>Fouls suffered</b>	0	0	0	0.7	0	3 DC MD16	



### Jonathan Dean (#24, RW)

	1st Half	2nd Half	Full Match	∅ Season		Above season average	Below season average	
<b>Playing time</b>	46:17	35:17	81:34	64:52	08:35 DC MD31			105:20 ORL MD17
<b>Goals</b>	0	0	0	0	0			1 MIA MD31
<b>Expected Goals</b>	0	0	0	0.05	0			0.59 CLB MD37
<b>Shots</b>	0	0	0	0.4	0			3 CLB MD37
<b>Ballpossession phases</b>	14	24	38	48.7	2 CLB MD4			69 NE MD32
<b>Passes</b>	11	20	31	33.2	0 RBNY MD32			47 DAL MD3
<b>Passing accuracy %</b>	91	90	90	79	0 RBNY MD32			100 RBNY MD27
<b>Crosses</b>	0	0	0	0.6	0			5 CLT MD36
<b>Clearances</b>	0	0	0	1.2	0			4 CLT MD21
<b>Aerial duels won</b>	0	0	0	1.4	0			5 NE MD32
<b>Fouls committed</b>	0	0	0	0.9	0			3 CLT MD21
<b>Fouls suffered</b>	1	0	1	0.7	0 TOR MD38			2 NE MD32



### Hugo Cuypers (#9, CF)

	1st Half	2nd Half	Full Match	∅ Season		Above season average	Below season average		
<b>Playing time</b>	46:17	56:24	102:42	92:53	<b>48:38</b> CLB MD1			<b>111:40</b> MTL MD5	
<b>Goals</b>	0	0	<b>0</b>	0.5	<b>0</b>			<b>2</b> ORL MD17	
<b>Expected Goals</b>	0	0.09	0.09	0.62	<b>0</b> PHI MD30	0.09			<b>2.52</b> DC MD2
<b>Shots</b>	0	1	1	2.3	<b>0</b> PHI MD30	1			<b>7</b> CLB MD37
<b>Ballpossession phases</b>	14	16	30	26.3	<b>13</b> PHI MD30			<b>44</b> ATL MD12	
<b>Passes</b>	10	12	22	15.2	<b>5</b> CLT MD14			<b>31</b> MTL MD26	
<b>Passing accuracy %</b>	60	75	68	74	<b>40</b> CLT MD14			<b>100</b> SD MD24	
<b>Crosses</b>	0	0	<b>0</b>	0.1	<b>0</b>			<b>2</b> ORL MD17	
<b>Clearances</b>	0	0	<b>0</b>	0.5	<b>0</b>			<b>5</b> CIN MD3	
<b>Aerial duels won</b>	0	0	<b>0</b>	1.4	<b>0</b>			<b>4</b> CLB MD1	
<b>Fouls committed</b>	1	0	1	0.9	<b>0</b> CLB MD37	1			<b>4</b> SD MD24
<b>Fouls suffered</b>	0	0	<b>0</b>	0.9	<b>0</b>			<b>3</b> NSH MD19	



### Maren Haile-Selassie (#7, Substitute)

	1st Half	2nd Half	Full Match	∅ Season		Above season average	Below season average	
<b>Playing time</b>	00:00	43:37	43:37	37:36	09:20 RBNY MD7	43:37		113:33 MTL MD5
<b>Goals</b>	0	0	0	0.2	0			1 ATL MD25
<b>Expected Goals</b>	0	0.07	0.07	0.29	0 TOR MD38	0.07		1.86 PHI MD24
<b>Shots</b>	0	1	1	1.9	0 TOR MD38	1		4 PHI MD24
<b>Ballpossession phases</b>	0	17	17	45.2	5 ORL MD17	17		62 NSH MD33
<b>Passes</b>	0	15	15	32.3	2 DC MD16	15		49 TOR MD38
<b>Passing accuracy %</b>	0	80	80	87	25 MTL MD6		80	100 MIN MD35
<b>Crosses</b>	0	1	1	0.2	0 TOR MD38	1		5 PHI MD2
<b>Clearances</b>	0	0	0	0.2	0			1 TOR MD38
<b>Aerial duels won</b>	0	0	0	0.2	0			1 NYC MD33
<b>Fouls committed</b>	0	0	0	0.3	0			2 NSH MD33
<b>Fouls suffered</b>	0	0	0	1	0			4 NYC MD29



### Brian Gutiérrez (#17, Substitute)

	1st Half	2nd Half	Full Match	∅ Season		Above season average	Below season average	
<b>Playing time</b>	00:00	56:24	56:24	77:42	<b>15:08</b> MIN MD35			<b>113:33</b> MTL MD5
<b>Goals</b>	0	0	<b>0</b>	0.4	<b>0</b>			<b>2</b> CLT MD14
<b>Expected Goals</b>	0	0.17	0.17	0.3	<b>0</b> NE MD32			<b>1.72</b> CLT MD14
<b>Shots</b>	0	2	2	2.8	<b>0</b> NE MD32			<b>7</b> STL MD29
<b>Ballpossession phases</b>	0	49	49	55.1	<b>9</b> HOU MD8			<b>80</b> MIA MD28
<b>Passes</b>	0	40	40	40.9	<b>6</b> HOU MD8			<b>61</b> MIA MD28
<b>Passing accuracy %</b>	0	90	90	84	<b>65</b> NYC MD29			<b>100</b> MIN MD35
<b>Crosses</b>	0	0	<b>0</b>	0.4	<b>0</b>			<b>5</b> NSH MD33
<b>Clearances</b>	0	0	<b>0</b>	0.2	<b>0</b>			<b>1</b> NE MD32
<b>Aerial duels won</b>	0	0	<b>0</b>	0.2	<b>0</b>			<b>3</b> ORL MD22
<b>Fouls committed</b>	0	1	1	1.4	<b>0</b> TOR MD38			<b>4</b> ORL MD22
<b>Fouls suffered</b>	0	3	3	1.5	<b>0</b> TOR MD38			<b>5</b> PHI MD30



### Sergio Oregel (#35, Substitute)

	1st Half	2nd Half	Full Match	∅ Season		Above season average	Below season average	
<b>Playing time</b>	00:00	56:24	56:24	78:47	<b>21:16</b> NE MD32			<b>101:54</b> TOR MD4
<b>Goals</b>	0	0	0	0	<b>0</b>			<b>0</b>
<b>Expected Goals</b>	0	0.05	0.05	0.04	<b>0</b> NYC MD33			<b>0.36</b> ORL MD11
<b>Shots</b>	0	1	<b>1</b>	0.5	<b>0</b> NYC MD33			<b>1</b>
<b>Ballpossession phases</b>	0	40	40	64.7	<b>17</b> NE MD32			<b>91</b> NSH MD19
<b>Passes</b>	0	32	32	55.8	<b>12</b> NE MD32			<b>83</b> NSH MD19
<b>Passing accuracy %</b>	0	94	94	91	<b>73</b> DC MD2			<b>98</b> CLT MD21
<b>Crosses</b>	0	0	<b>0</b>	0.1	<b>0</b>			<b>2</b> MTL MD6
<b>Clearances</b>	0	1	<b>1</b>	0.2	<b>0</b> TOR MD38			<b>1</b>
<b>Aerial duels won</b>	0	0	<b>0</b>	0.2	<b>0</b>			<b>1</b> PHI MD30
<b>Fouls committed</b>	0	1	1	1.2	<b>0</b> TOR MD38			<b>3</b> CLT MD21
<b>Fouls suffered</b>	0	1	1	0.7	<b>0</b> TOR MD38			<b>2</b> RBNY MD27



### Justin Reynolds (#36, Substitute)

	1st Half	2nd Half	Full Match	∅ Season		Above season average	Below season average	
<b>Playing time</b>	00:00	21:07	21:07	42:57	<b>10:42</b> MIA MD28	21:07		<b>86:32</b> TOR MD35
<b>Goals</b>	0	0	0	0.5	0			<b>1</b> MIA MD31
<b>Expected Goals</b>	0	0	0	0.46	0			<b>0.87</b> MIA MD31
<b>Shots</b>	0	0	0	0.5	0			<b>1</b> MIA MD31
<b>Ballpossession phases</b>	0	12	12	64.9	<b>8</b> MIA MD28	12		<b>49</b> RBNY MD7
<b>Passes</b>	0	9	9	40.9	<b>3</b> NYC MD29	9		<b>31</b> CLT MD36
<b>Passing accuracy %</b>	0	89	89	82	<b>69</b> MIA MD31	89		<b>100</b> MTL MD34
<b>Crosses</b>	0	0	0	1.6	0			<b>4</b> MTL MD34
<b>Clearances</b>	0	0	0	1.6	0			<b>2</b> VAN MD5
<b>Aerial duels won</b>	0	0	0	0	0			<b>2</b> NYC MD29
<b>Fouls committed</b>	0	0	0	1	0			<b>4</b> TOR MD35
<b>Fouls suffered</b>	0	0	0	0.5	0			<b>2</b> CLT MD36